

Environmental Assessment

THE REPORT ON FINDINGS FROM THE RESEARCH ON LOCAL ENVIRONMENTAL ACTION PLAN



Municipality of Fushë-Kosova



...for my city!

Environmental Assessment

THE REPORT ON FINDINGS FROM THE
RESEARCH ON
LOCAL ENVIRONMENTAL ACTION PLAN



Municipality of Fushë-Kosova

Content

INTRODUCTION	7
METHODOLOGY	8
FUSHE KOSOVA	
Distribution of samples in Partesh municipality.....	11
1. PERCEPTION FOR THE CURRENT ENVIRONMENTAL STATUS	11
1.1. Current environmental status in the territory of your municipality	11
1.2. Five key problems in the environmental field of your municipality.....	12
1.3. Three key environmental polluters in the territory of your municipality	14
1.4. Two institutions which deal mostly with the problem solution in the environmental field.....	14
1.5. In case you personally have a problem related to environment, where would you first address to solve that problem	15
2. STRATEGY OF DEVELOPMENT AND INFORMATION.....	16
2.1. Are you informed with any of the goals of the municipal development strategy?.....	16
2.2. Does the municipality need a new development strategy?.....	17
2.3. What should be the target of future development in your municipality?	18
2.4. Does the current municipal development correspond with your needs?	19
2.5. Does the municipality have a person/service that deals with the environment protection?	20
2.6. Do you know any non-governmental organizations which actively deal with the issues of environment protection in the territory of your municipality?	20
2.7. The names of the organizations which the respondents know in their municipality	21
2.8. Are you satisfied with the level of information regarding the environmental status in the territory of your municipality?	21
2.9. Where do you get information about the environmental status in the municipality?.....	22
2.10. Do you think that you need more information about the environmental status in the territory of your municipality?	23
2.11. Is it needed a larger direct participation of the citizens in decision making concerning the environment?	23
2.12. Are you ready to be involved in the work voluntarily to solve some environmental municipal problems?.....	24

3. DEVELOPMENT VISION.....25

3.1. How do you think it will be the environmental status in the next 5 years
in the territory of your municipality?25

3.2. Circle 3 problems which most negatively influence the life quality of your neighbourhood.....26

CONCLUSIONS.....28

INTRODUCTION

With the aim of being more inclusive and to take into account the opinions of citizens regarding various environmental issues for the development of the Local Environmental Action Plans, during November 2011 it was conducted a field research with 10 selected municipalities concerning the development of the Local Environmental Action Plan (LEAP). The municipalities that expressed interest and have been selected to develop a LEAP are the following ones: Fushe Kosova, Mitrovica, Deçani, Hani i Elezit, Graçanica, Istogu, Obiliqi, Juniku, Podujeva and Partesh.

The findings from this research will be initially available to the working groups in the selected municipalities for LEAP development, in order to take into account the citizens' opinions from respective municipalities. The findings of the research will assist the members of the working groups to treat various topics during the LEAP development or enforce their arguments during the selection of different positioning in LEAP.

The field research was conducted by the non-government environmental organizations which act in the selected municipalities for LEAP development. During the field research the members of non-governmental organizations except interviewing the respondents based on the sample distribution, they have also informed them about the importance of LEAP and the possibility of their contribution regarding the LEAP development. Therefore, the implementation of the field research has resulted with direct information of more than 11.000 selected respondents (interviewed citizens) to participate in the research. The collected data in the field were further processed in the SPSS computer program, which program is specialized for producing results from the social quantitative results.

The findings of the research are presented in the chapters of the key findings and are divided for each municipality. The findings for each municipality are divided as follows: *perception of the current environmental status, the strategy of development and information and the developmental vision.*

METHODOLOGY

In order to implement this field research the Regional Environmental Centre-office in Kosovo (REC), has engaged environmental non-organizations which act in the selected municipalities for LEAP development. The role of the engaged municipalities has been to interview the respondents, to transmit the research data to the research coordinators and inform the interviewers briefly regarding LEAP.

Before the field research, REC-u organized one-day training for the researchers who have been selected by the respective non-governmental organizations for conducting the field research. In this training there was explained the content of the questionnaire; the way of questionnaire' administration; the way of conducting the interview; the distribution of the sample and the importance of its exact observance; confidentiality and the code of ethics during the interview.

The research was conducted in ten selected municipalities for LEAP development. The number of respondents for municipalities was selected based on the census which was carried out during spring 2011 (see the table below regarding the division of the number of respondents per municipalities). Further on, the sample of the respondents was divided based on the gender and age. The division between the genders was done based on the data of the last census, whereas the division of age groups was done taking into account the number of population which corresponds with the respective age and their social, economic and political status currently and in the near future. The division of the number of the respondents between the gender and age groups is presented in the following table.

Municipality	Gender	Male 51%					Female 49%					
	gr. age no. of respod.	>18 10%	18-25 20%	25-50 43%	50-65 20%	65+ 7%	>18 10%	18-25 20%	25-50 43%	50-65 20%	65+ 7%	
1 Deçan	500	26	51	110	51	17	25	49	106	49	16	
2 Fushe Kosova	2000	102	204	442	204	68	98	196	425	196	65	
	Fushe Kosova (ALB.-85%)	1700	87	173	376	173	58	83	167	361	167	55
	Fushe Kosova (Min.-15%)	300	15	31	66	31	10	15	29	64	29	10
3 Graçanica	500	26	51	110	51	17	25	49	106	49	16	
	Graçanica (Serb.-90%)	450	23	46	99	46	15	22	44	96	44	15
	Graçanica (Min.-10%)	50	3	5	11	5	2	2	5	11	5	2
4 Hani i Elezit	500	26	51	110	51	17	25	49	106	49	16	
5 Istog	500	26	51	110	51	17	25	49	106	49	16	
	Istog (ALB.-95%)	475	24	48	105	48	16	23	47	101	47	16
	Istog (Min.-5%)	25	1	3	6	3	1	1	2	5	2	1
6 Junik	500	26	51	110	51	17	25	49	106	49	16	
7 Mitrovica	3500	179	357	773	357	119	172	343	743	343	114	
	Mitrovica (ALB.-80%)	2800	143	286	619	286	95	137	274	594	274	91
	Mitrovica (Min.-20%)	700	36	71	155	71	24	34	69	149	69	23
8 Obiliq	500	26	51	110	51	17	25	49	106	49	16	
	Obiliq (ALB.-90%)	450	23	46	99	46	15	22	44	96	44	15
	Obiliq (Min.-10%)	50	3	5	11	5	2	2	5	11	5	2
9 Partesh	500	26	51	110	51	17	25	49	106	49	16	
10 Podujeva	2000	102	204	442	204	68	98	196	425	196	65	
	Podujeva (ALB.-95%)	1900	97	194	420	194	65	93	186	403	186	62
	Podujeva (Min - 5%)	100	5	10	22	10	3	5	10	21	10	3
No of respondents		11000	561	1122	2431	1122	374	539	1078	2335	1078	359

The respondents and the interviewed citizens were selected with the random method i.e for any starting point every third person was called for interview or every second house was knocked for interview. The respondents had the possibility to provide (or not) their data to be informed about LEAP development in their municipality. These data have also served to control the quality of the field research. A considerable number of the respondents, who provided their data, have been contacted to verify the validity of the field research – by sample distribution and by this quality control it has been achieved the validity of the research

After the data collection in the field, the questionnaires were administered in the so-called SPSS computer program and there have been generated data and graphics for the respondents' responses.

NOTE:

The graphics and the tables are with ordinal numbers (1.2.), (1.3.), (1.4.), (2.3.), (2.9.) and (3.1.)¹ in total they give a higher percentage than 100%. This is due to the data fusion from more than a table or a graphic in one single table or graphic. In this way it was enabled to get precisely the priority of various issues for the respective questions. This means that regarding the question (1.2) instead of presenting five different tables and graphics they are presented with a single table and graphic –which enables easier reading of the findings by the report readers.

¹ 1.2. Five key problems in the environmental field in your municipality; 1.3. three key environmental polluters in the territory of your municipality ; 1.4. Two institutions that deal mostly with the problem solutions in the environmental field; 2.3. What should be the target of future development in your municipality? 2.9. Where do you get information concerning the environmental status in your municipality; 3. 1. Circle 3 problems which most negatively influence the quality of life in your neighbourhood

Fushe Kosova

Distribution of samples in Fushe Kosova municipality

Municipality	Gender	Male (51%)					Female (49%)				
		Age # of resp.	>18 10%	18-25 20%	25-50 43%	50-65 20%	65+ 7%	>18 10%	18-25 20%	25-50 43%	50-65 20%
Fushe Kosova	2000	102	204	442	204	68	98	196	425	196	65
Fushe Kosova (ALB. - 85%)	1 700	87	173	376	173	58	83	167	361	167	55
Fushe Kosova (MIN. - 15%)	300	15	31	66	31	10	15	29	64	29	10

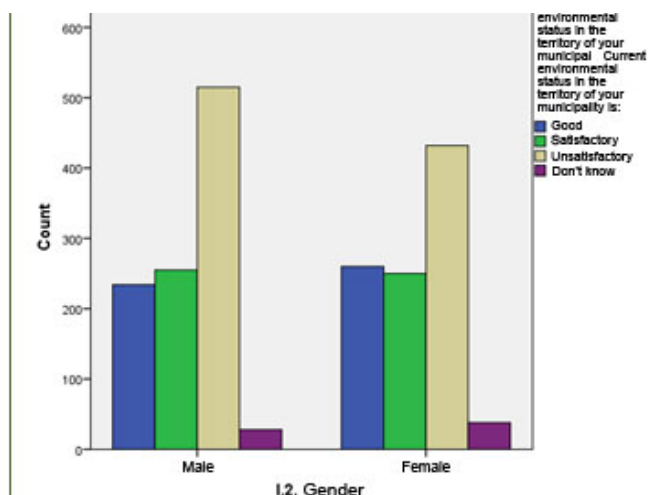
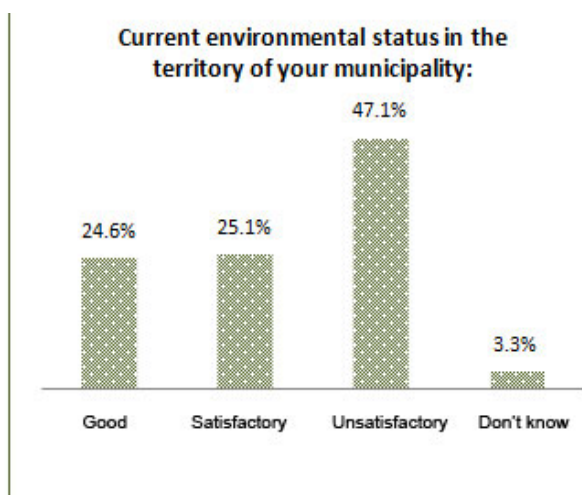
Regarding the implementation of this research in the urban area of Fushe Kosova there have been interviewed 2.000 respondents where 85 % of them were Albanians and 15 % minorities. This distribution of the sample was further divided according to gender aspect: 51 % male and 49 % female, equal division according to the data of census carried out during spring 2011. The division of the sample continued further according to the age for both males and females: 10 % of the respondents constituted the age group under 18 years old; 20 % from the age group 18 to 25 years; 43 % from the age group 25 to 50 years; 20 % from the age group 50 to 65 years; and 7 % from the age group above 65 years. This age group division was based on the number of the respondents which constitute this age group and their reflection regarding the social, political and economical life, and the influence and the reflection that they might have in the near future.

1. PERCEPTION FOR THE CURRENT ENVIRONMENTAL STATUS

1.1. Current environmental status in the territory of your municipality

		Good	Satisfactory	Unsatisfactory	Don't know
Gender	Male	234	255	515	28
		22.7%	24.7%	49.9%	2.7%
	Female	260	250	432	38
		26.5%	25.5%	44.1%	3.9%
Total	494	505	947	66	
	24.6%	25.1%	47.1%	3.3%	

In the question how do you evaluate the current environmental status in the territory of your municipality, the majority of the respondents from Fushe Kosova responded that: the status in the territory of their municipality is unsatisfactory with the total of 47.1%, satisfactory 25.1% and good 24.6%. This response does not differ a lot when it is compared between both genders. For more see the illustration in the following graphics.



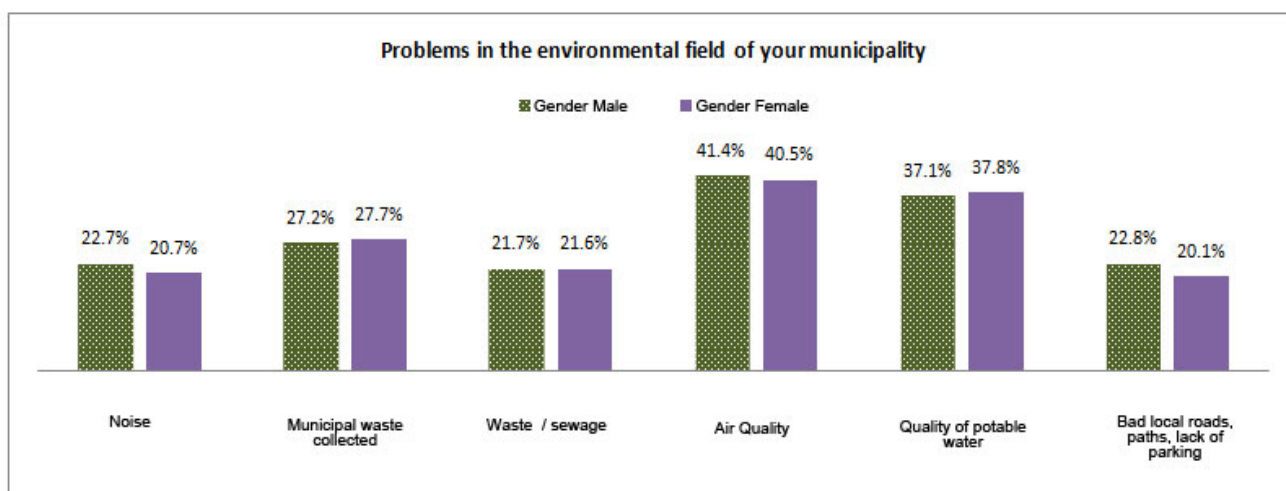
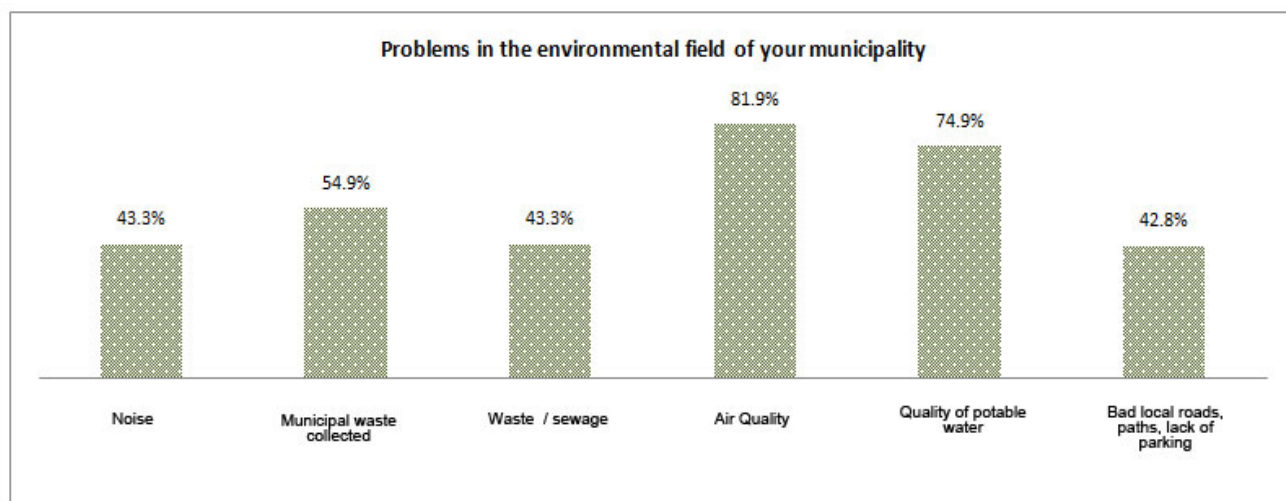
1.2. Five key problems in the environmental field of your municipality

		Noise	Municipal waste collected	Waste / sewage	Air Quality	Quality of potable water	Bad local roads, paths, lack of parking
Gender	Male	453	544	434	827	741	455
		22.7%	27.2%	21.7%	41.4%	37.1%	22.8%
	Female	413	554	432	810	756	401
		20.7%	27.7%	21.6%	40.5%	37.8%	20.1%
Total		866	1098	866	1637	1497	856
		43.3%	54.9%	43.3%	81.9%	74.9%	42.8%

As the key environmental problems, the citizens of Fushe Kosova listed the following ones:

- a) **Air quality**, as the key problem;
- b) **The quality of potable water**, as the second more important problem;
- c) **Waste management**, as the third more important problem;
- d) **Waste/ Sewage**, as the fourth more important problem;
- e) **Noise** and the fifth important problem.

Also in this case the listing of the environmental problems does not change regarding gender perception and for more information see the illustration of the graphics below.

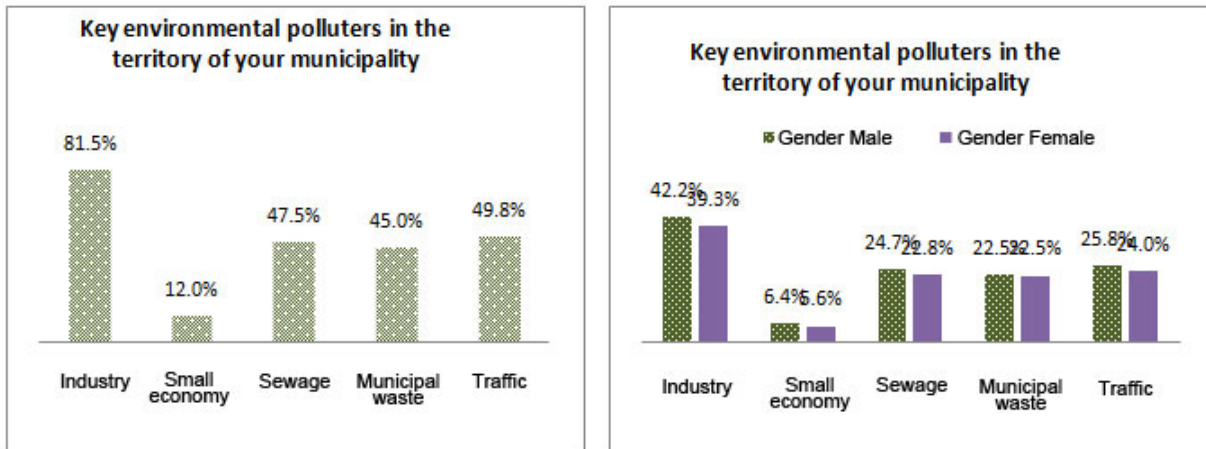


As the other environmental problems, the citizens of Fushe Kosova listed the following ones: the lack of containers, street lighting, waste non-management, lack of parks, lack of recreational sport areas, fires etc.

1.3. Three key environmental polluters in the territory of your municipality

		Industry	Small economy	Sewage	Municipal waste	Traffic
Gender	Male	844	127	494	449	516
		42.2%	6.4%	24.7%	22.5%	25.8%
Gender	Female	785	112	455	450	479
		39.3%	5.6%	22.8%	22.5%	24.0%
Total		1629	239	949	899	995
		81.5%	12.0%	47.5%	45.0%	49.8%

As the key environmental polluters in Fushe Kosova municipality, the respondents have presented the following ones: **industry, traffic, sewage and municipal waste**. This division also does not change a lot regarding the gender perception. For more information see the graphical presentation.

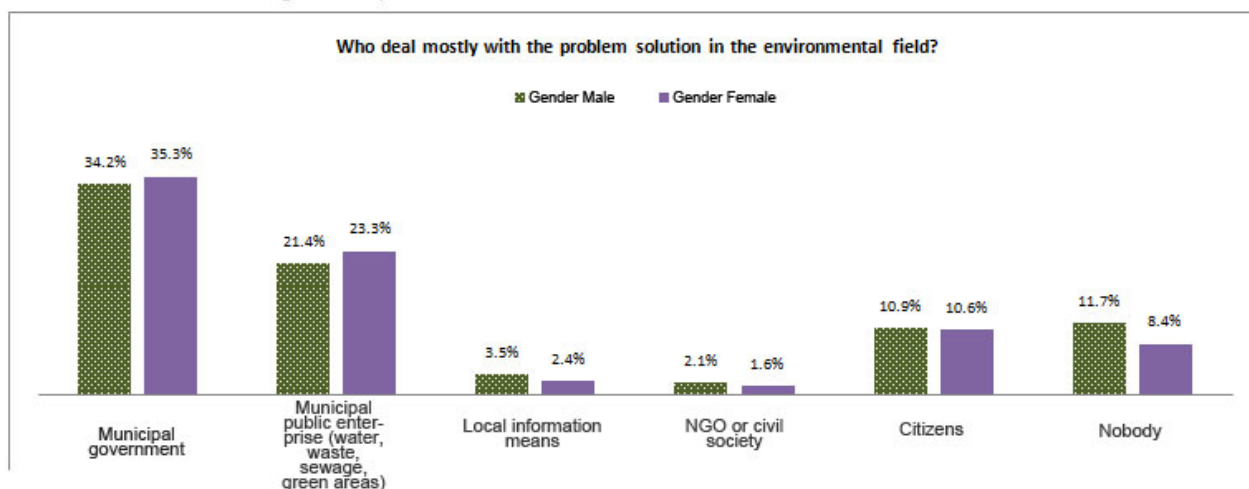
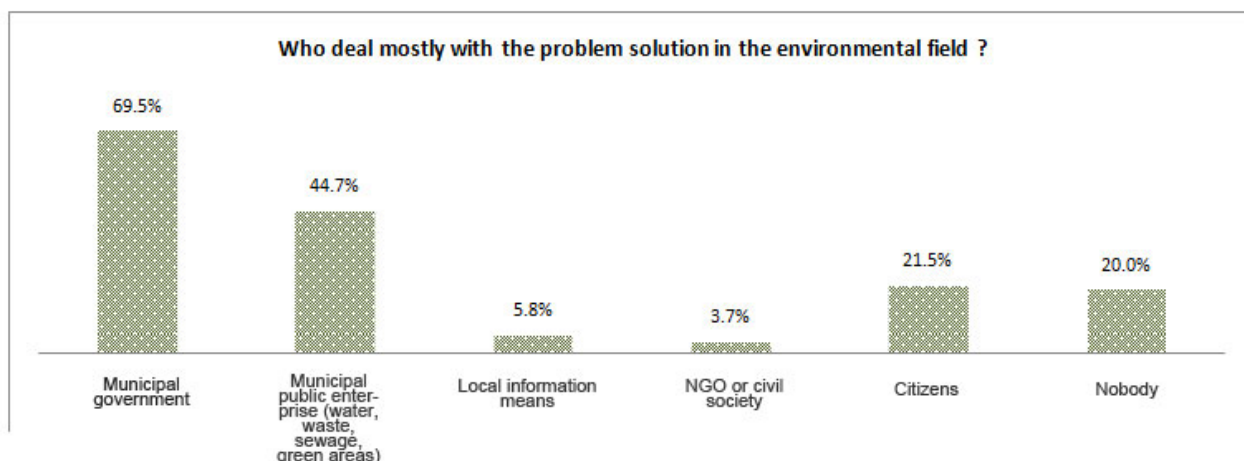


As the other environmental problems, the citizens of Fushe Kosova listed the following ones: the lighting of local fires, lack of containers, poor waste management, dust and tramp dogs.

1.4. Two institutions which deal mostly with the problem solution in the environmental field

Gender		Municipal government	Municipal public enterprise (water, waste, sewage, green areas)	Local information means	NGO or civil society	Citizens	Nobody
Gender	Male	684	427	69	41	217	233
		34.2%	21.4%	3.5%	2.1%	10.9%	11.7%
Gender	Female	706	466	47	32	212	167
		35.3%	23.3%	2.4%	1.6%	10.6%	8.4%
Total		1390	893	116	73	429	400
		69.5%	44.7%	5.8%	3.7%	21.5%	20.0%

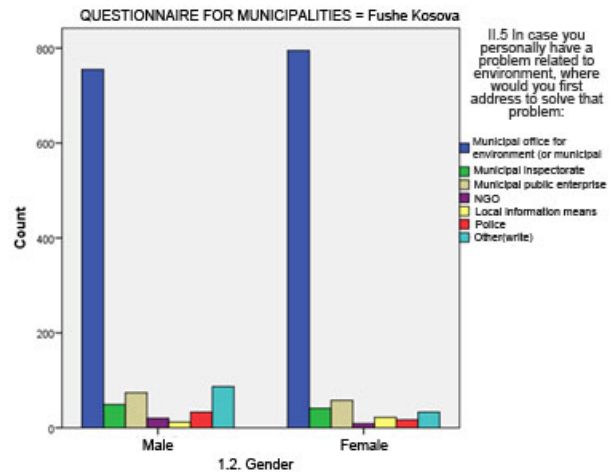
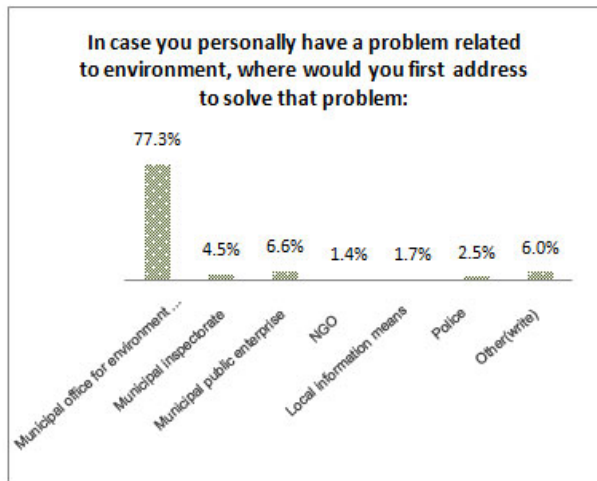
The respondents from *Fushe Kosova* mostly rely on **municipal government** for problem solution in the environmental field, whereas as a second alternative they select the **municipal public enterprises**. For more information see the graphical illustration.



1.5. In case you personally have a problem related to environment, where would you first address to solve that problem:

		Municipal office for environment (or municipal officer for environment)	Municipal inspectorate	Municipal public enterprise	NGO	Local information means	Police	Other(write)
Gender	Male	755	49	74	20	12	33	87
		73.3%	4.8%	7.2%	1.9%	1.2%	3.2%	8.4%
Gender	Female	795	41	58	9	22	17	33
		81.5%	4.2%	5.9%	0.9%	2.3%	1.7%	3.4%
Total		1550	90	132	29	34	50	120
		77.3%	4.5%	6.6%	1.4%	1.7%	2.5%	6.0%

For individual environmental problems citizens of Fushe Kosova first be directed **municipal office for environment** and then at the **municipal public enterprises**. See the following graphical illustration.



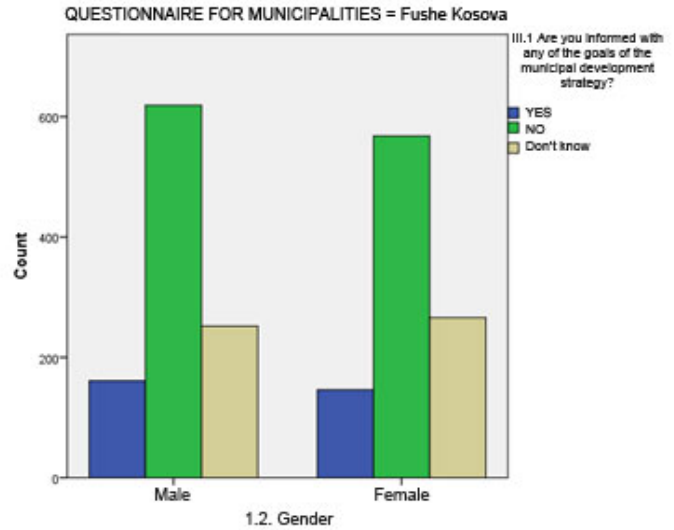
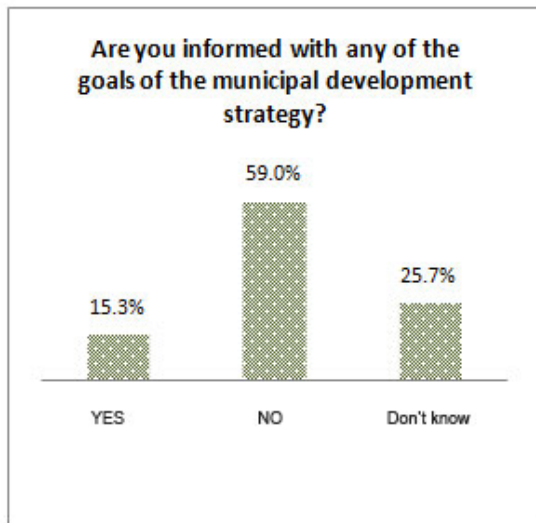
Whereas some of Fushe Kosova citizens expressed that in case they have a problem related to environment then they will not know where to address and some of them responded that they might address these issues to the relevant ministry for environment or the parliament.

2. STRATEGY OF DEVELOPMENT AND INFORMATION

2.1. Are you informed with any of the goals of the municipal development strategy?

		Yes	No	Don't know
Gender	Male	161 15.6%	619 60.0%	252 24.4%
	Female	146 14.9%	568 58.0%	266 27.1%
Total		307 15.3%	1187 59.0%	518 25.7%

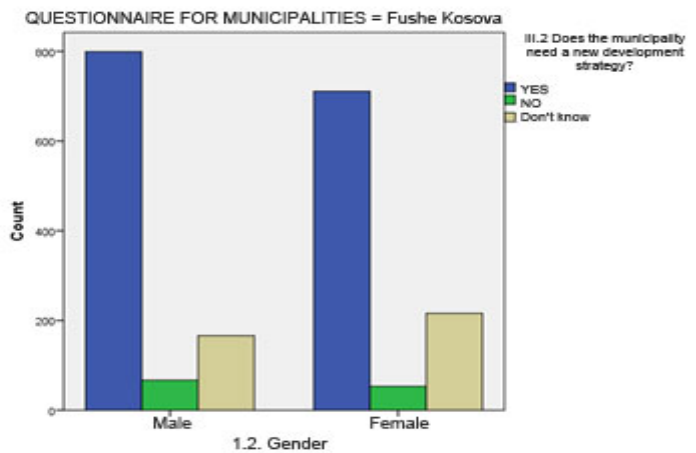
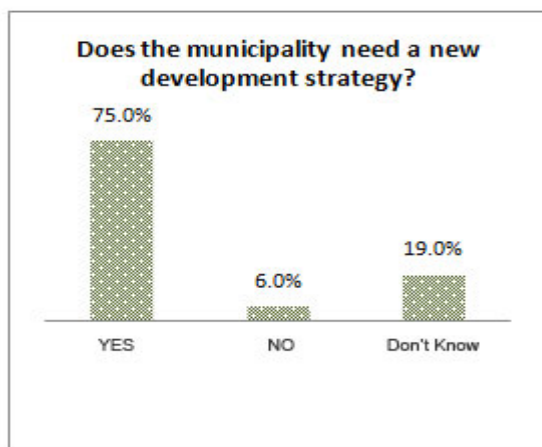
The majority of the interviewed citizens of *Fushe Kosova* stated that they are informed about the goal of the municipal development strategy- 59.0% of them; or that they are not aware that there exists such strategy-25.7%; while only 15.3% express that they are aware of the goals of the municipal development strategy. For illustration see the following graphics.



2.2. Does the municipality need a new development strategy?

		Yes	No	Don't know
Gender	Male	799	67	166
		77.4%	6.5%	16.1%
Gender	Female	711	53	216
		72.6%	5.4%	22.0%
Total		1510	120	382
		75.0%	6.0%	19.0%

Regarding the question if the municipality of *Fushe Kosova* need a new development strategy, the majority of the interviewed citizens express that it needs- 75.0%, does not need- 6.0% and they do not know if something like this exist-19.0%. Concerning this question, both females and males have almost the same opinion. For more information see the illustration below.



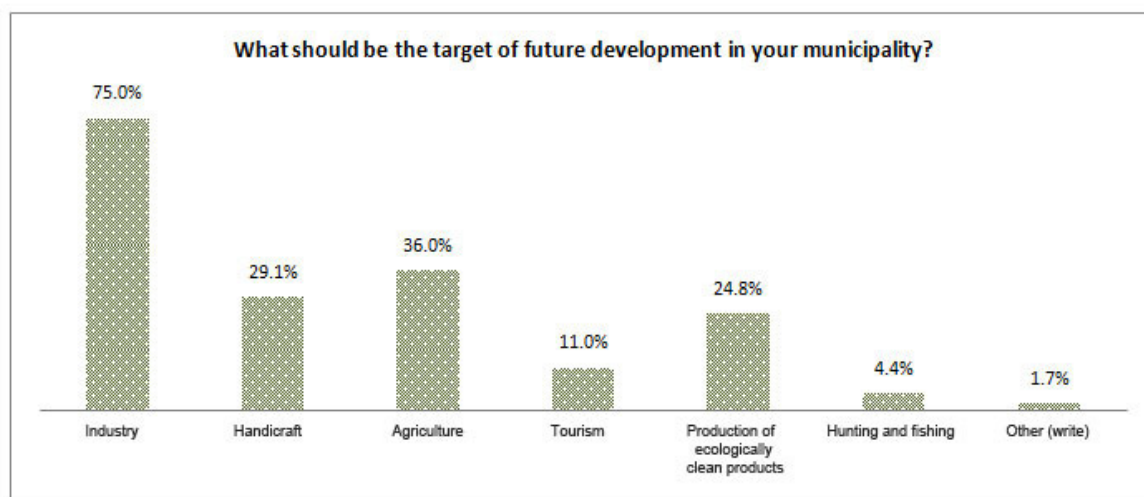
2.3. What should be the target of future development in your municipality?

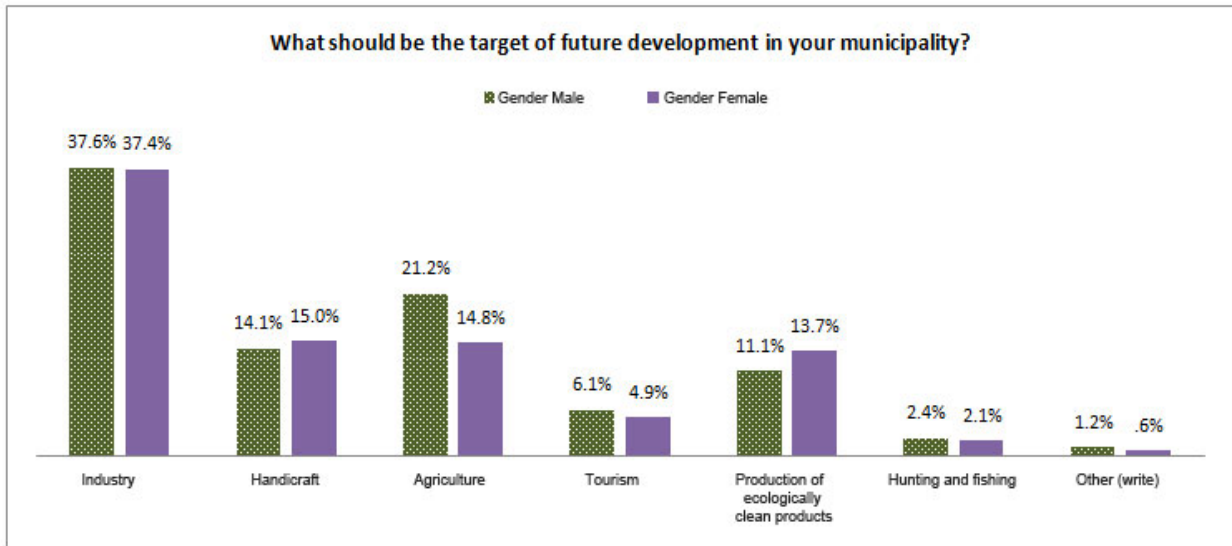
		Industry	Handicraft	Agriculture	Tourism	Production of ecologically clean products	Hunting and fishing	Other (write)
Gender	Male	752 37.6%	281 14.1%	424 21.2%	121 6.1%	222 11.1%	47 2.4%	23 1.2%
	Female	748 37.4%	300 15.0%	296 14.8%	98 4.9%	273 13.7%	41 2.1%	11 0.6%
Total		1500 75.0%	581 29.1%	720 36.0%	219 11.0%	495 24.8%	88 4.4%	34 1.7%

As a target for future development of *Fushe Kosova*, the interviewed citizens list the following ones:

- i) **Industry,**
- ii) **Agriculture,**
- iii) **Handicraft,**
- iv) **Production of ecologically clean products,** and others.

See the graphical illustration for the given importance by the interviewers for the main fields of their municipal development in the future.

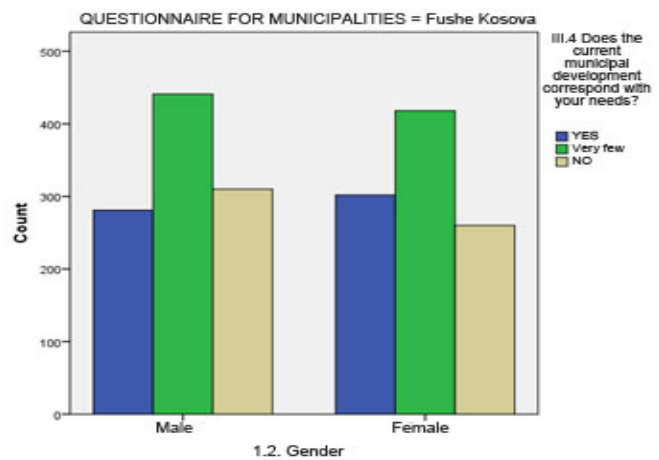
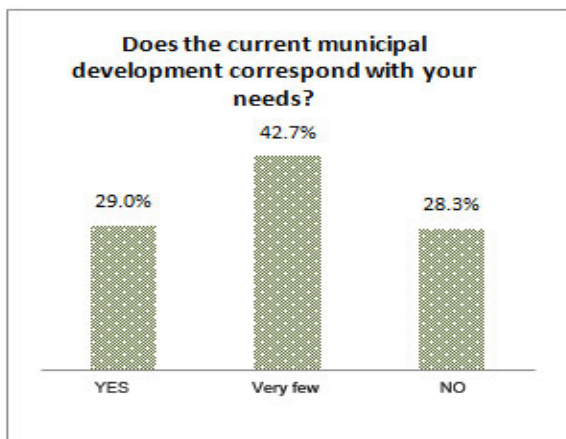




2.4. Does the current municipal development correspond with your needs?

		Yes	Very few	No
Gender	Male	281 27.2%	441 42.7%	310 30.0%
	Female	302 30.8%	418 42.7%	260 26.5%
Total		583 29.0%	859 42.7%	570 28.3%

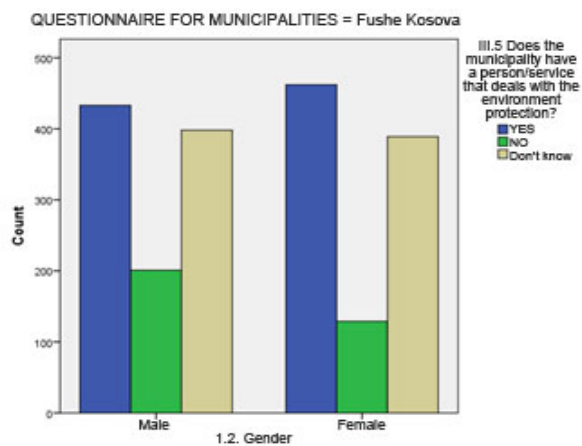
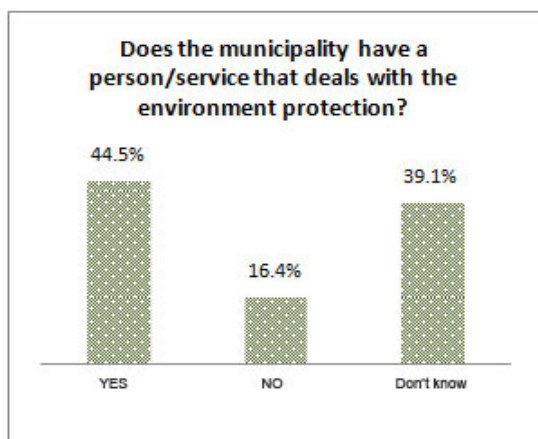
The majority of the interviewed citizens express that the current development of *Fushe Kosova* does not correspond to the citizens' needs: 42.7% of them express that the current municipal development corresponds very little to their needs, 28.3% doesn't correspond with their needs, while 29.0% think that the municipal development correspond with the citizens' needs. See the following graphical presentation for visual illustration.



2.5. Does the municipality have a person/service that deals with the environment protection?

		Yes	No	Don't know
Gender	Male	433	201	398
		42.0%	19.5%	38.6%
	Female	462	129	389
		47.1%	13.2%	39.7%
Total		895	330	787
		44.5%	16.4%	39.1%

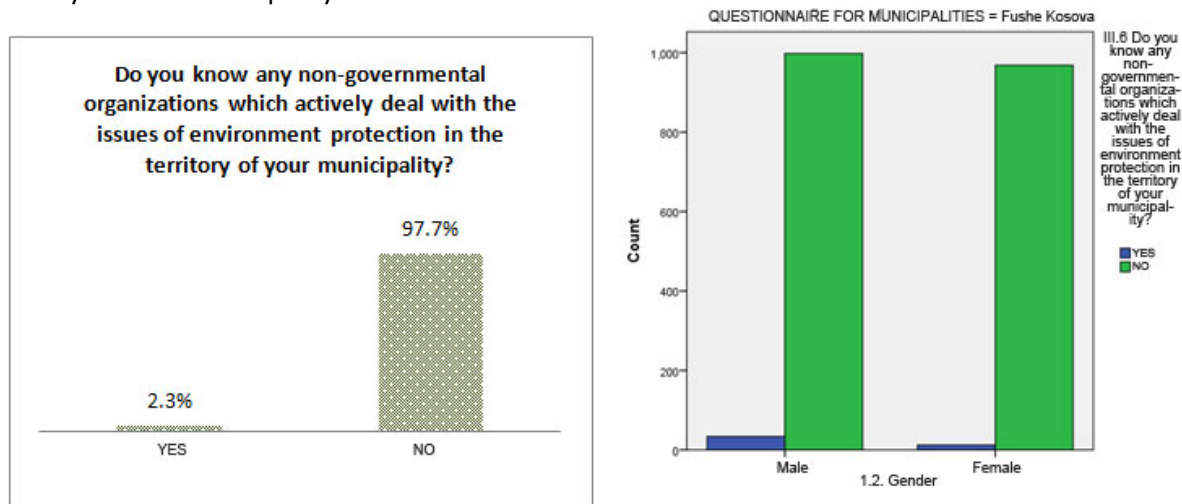
A considerable number of citizens are aware that the *Fushe Kosova* municipality has the person or the service that deals with environment protection. A percentage of 44.5% express that the municipality has the person or the service for environment protection, 16.4% express that the municipality does not have such service, whereas 39.1% do not know if the municipality provides this service or not. See the following graphics for visual illustration.



2.6. Do you know any non-governmental organizations which actively deal with the issues of environment protection in the territory of your municipality?

		Yes	No
Gender	Male	34	998
		3.3%	96.7%
	Female	12	968
		1.2%	98.8%
Total		46	1966
		2.3%	97.7%

The majority of the interviewed citizens of *Fushe Kosova* are not aware about the existence or the activity of civil society organizations that deal with the issues of environment protection. A percentage of 97.7% of the interviewers responded that they do not know if there are such organizations in the territory of their municipality.



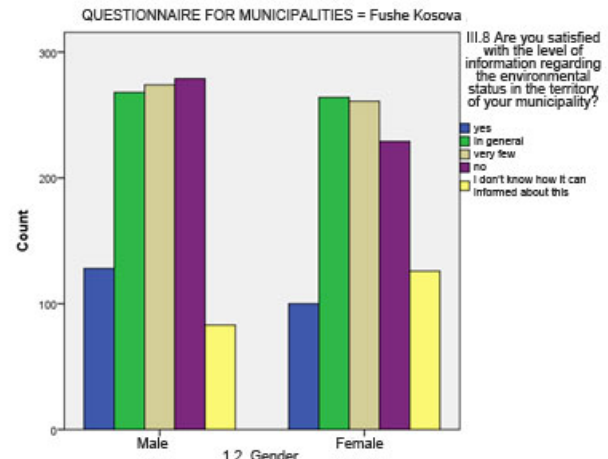
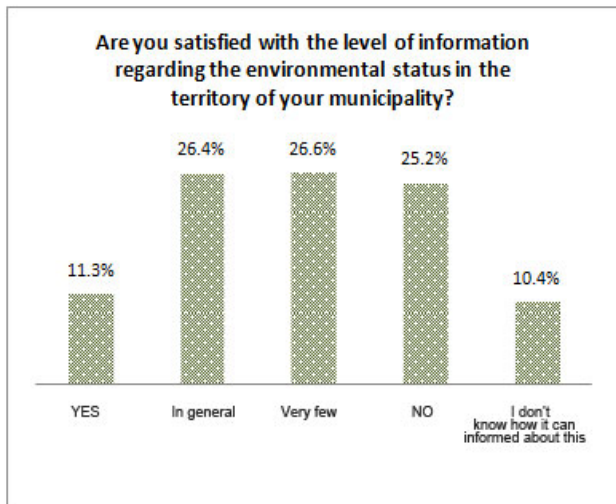
2.7. The names of the organizations which the respondents know in their municipality:

BSF, RAA, Health for all, KCSF, Perspektiva Energjetike, Rrezet e arta të Ashkalinjëve.

2.8. Are you satisfied with the level of information regarding the environmental status in the territory of your municipality?

		Yes	In general	Very few	No	I don't know how it can informed about this
Gender	Male	128 12.4%	268 26.0%	274 26.6%	279 27.0%	83 8.0%
	Female	100 10.2%	264 26.9%	261 26.6%	229 23.4%	126 12.9%
Total		228 11.3%	532 26.4%	535 26.6%	508 25.2%	209 10.4%

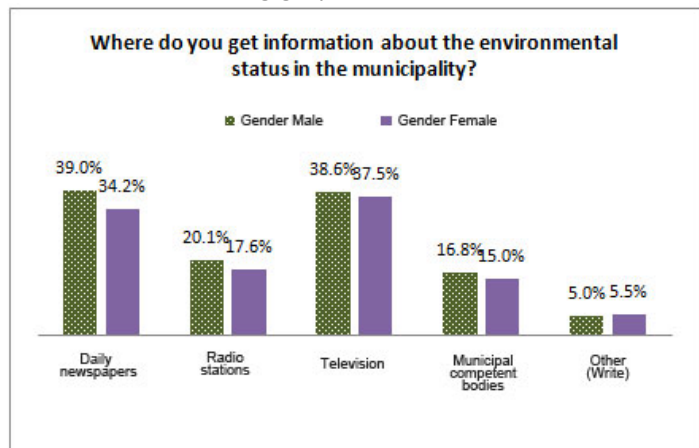
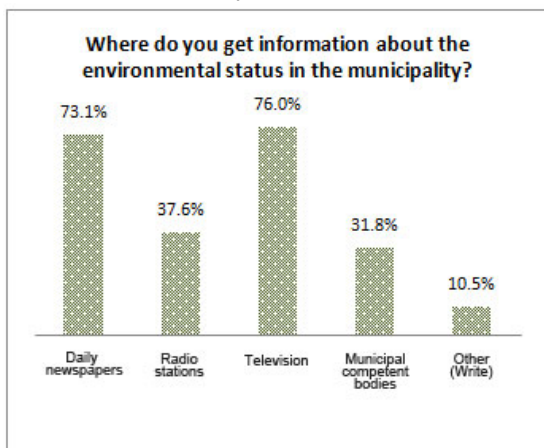
From the research' findings, the interviewed citizens of *Fushe Kosova* in general are not satisfied with the level of information about the environmental status of their municipality. Only 25.2% of them responded that they are not satisfied at all with the level of information, 26.6% very little satisfied, 26.4% in general satisfied, while only 11.3% expressed that they are satisfied with the level of information. For more see the following graphical illustration.



2.9. Where do you get information about the environmental status in the municipality?

		Daily newspapers	Radio stations	Television	Municipal competent bodies	Other (Write)
Gender	Male	779 39.0%	401 20.1%	771 38.6%	336 16.8%	100 5.0%
	Female	683 34.2%	351 17.6%	749 37.5%	300 15.0%	109 5.5%
Total		1462	752	1520	636	209
		73.1%	37.6%	76.0%	31.8%	10.5%

Regarding the informational media about the environmental status, the citizens of *Fushe Kosova*, have selected **television** as a **primary** medium, **daily newspapers** as a **secondary** medium and the radio stations as a tertiary **medium**. For visual illustration see the following graphics.

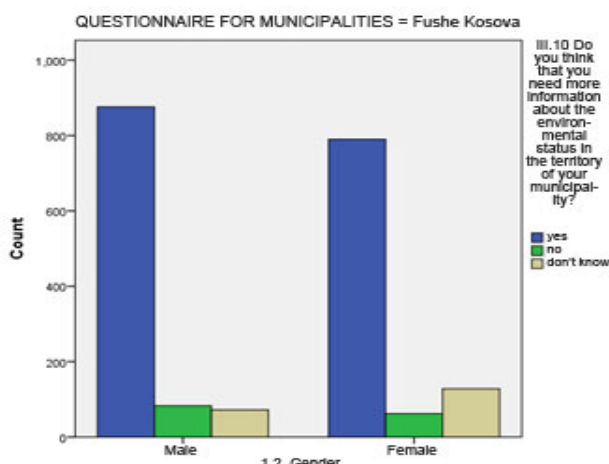
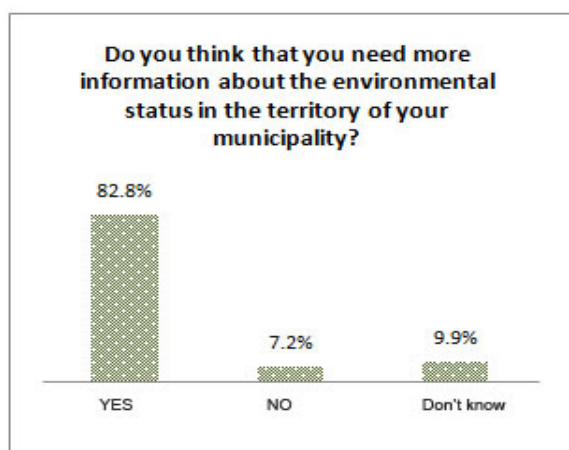


Whereas as other information media the citizens of *Fushe Kosova*, list: internet, fellow citizens, school, personal observation, NGOs, magazines, taxi-drivers etc.

2.10. Do you think that you need more information about the environmental status in the territory of your municipality?

		Yes	No	Don't know
Gender	Male	876	83	72
		85.0%	8.1%	7.0%
	Female	790	62	128
		80.6%	6.3%	13.1%
Total		1666	145	200
		82.8%	7.2%	9.9%

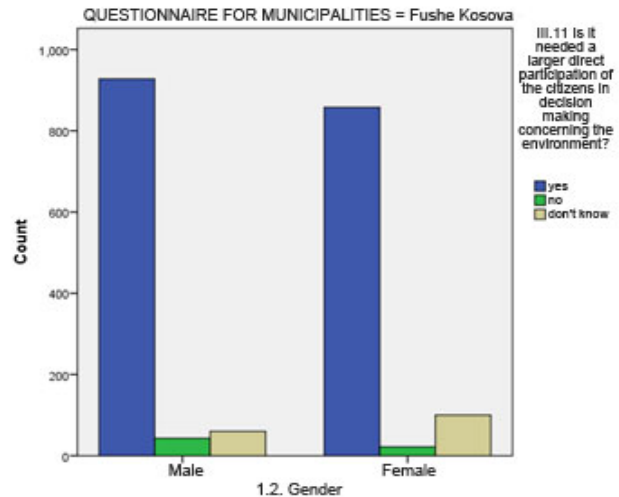
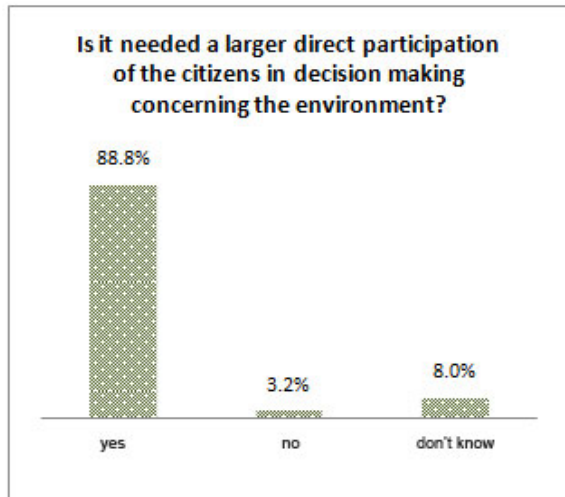
In the question if you need more information about the environmental status in the territory of your municipality the majority of the interviewed citizens of *Fushe Kosova* with 82.8% responded that they need more information regarding the environmental status in their municipality. This response does not differ a lot between the male and female respondents. For more see the following graphical illustrations.



2.11. Is it needed a larger direct participation of the citizens in decision making concerning the environment?

		Yes	No	Don't know
Gender	Male	928	43	60
		90.0%	4.2%	5.8%
	Female	858	22	100
		87.6%	2.2%	10.2%
Total		1786	65	160
		88.8%	3.2%	8.0%

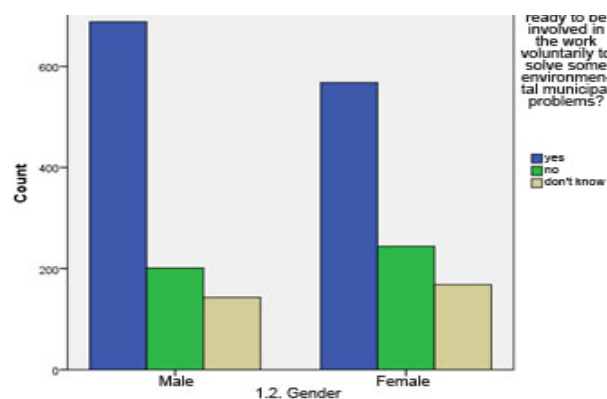
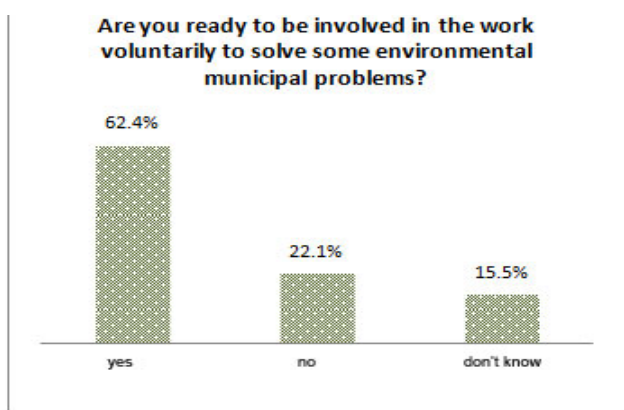
A considerable majority of the interviewed citizens of *Fushe Kosova* expressed that it is necessary the direct participation of the citizens in the decision making processes. When expressed in percentage 88.8% of them express that the participation is necessary. In addition this percentage does not differ a lot between the male and female respondents. For graphical illustration see the following graphics.



2.12. Are you ready to be involved in the work voluntarily to solve some environmental municipal problems?

		Yes	No	Don't know
Gender	Male	688	201	143
		66.7%	19.5%	13.9%
Gender	Female	568	244	168
		58.0%	24.9%	17.1%
Total		1256	445	311
		62.4%	22.1%	15.5%

From the findings of the research, the citizens of *Fushe Kosova* are ready to be engaged voluntarily in solution of some environmental problems in their community. A high percentage of 62.4% are ready to do voluntary work; 15.5% do not know if they would be engaged whereas 22.1% will not be engaged in a voluntary work. In general the readiness of the males to engage in voluntary works is higher than the female ones. For illustration see the following graphics.

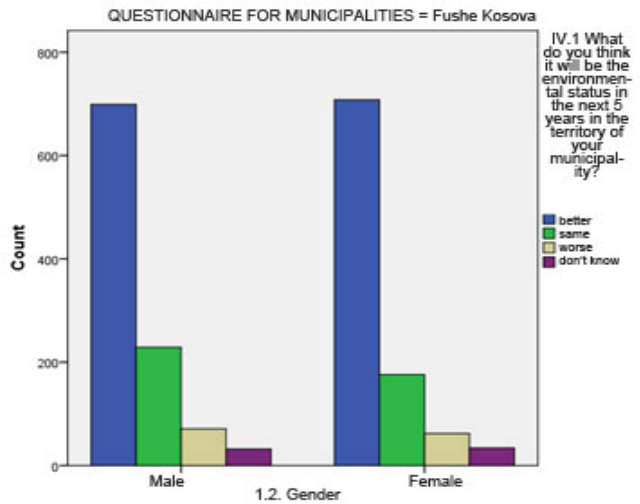
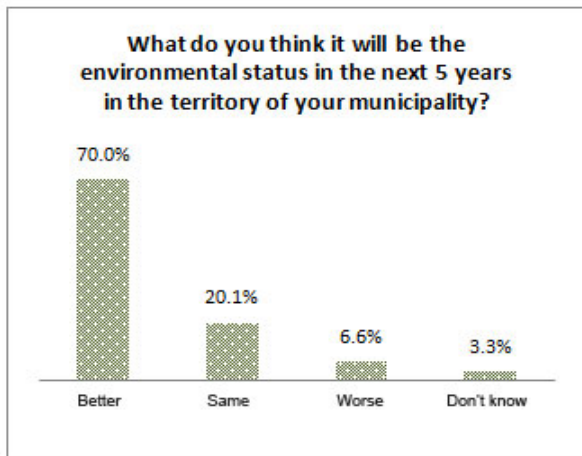


3. DEVELOPMENTAL VISION

3.1. How do you think it will be the environmental status in the next 5 years in the territory of your municipality?

		Better	Same	Worse	Don't know
Gender	Male	699 67.8%	229 22.2%	71 6.9%	32 3.1%
	Female	708 72.2%	176 18.0%	62 6.3%	34 3.5%
Total		1407 70.0%	405 20.1%	133 6.6%	66 3.3%

The majority of the interviewed citizens of *Fushe Kosova* are optimistic concerning the future environmental status. In the question what do you think that the environmental status will be in five (5) next years in the territory of your municipality, the majority of the respondents responded that it will be better with 70.0%, same 20.1%, and worse 6.6%. The males and the females share almost the same opinion. For illustration see the following tables.



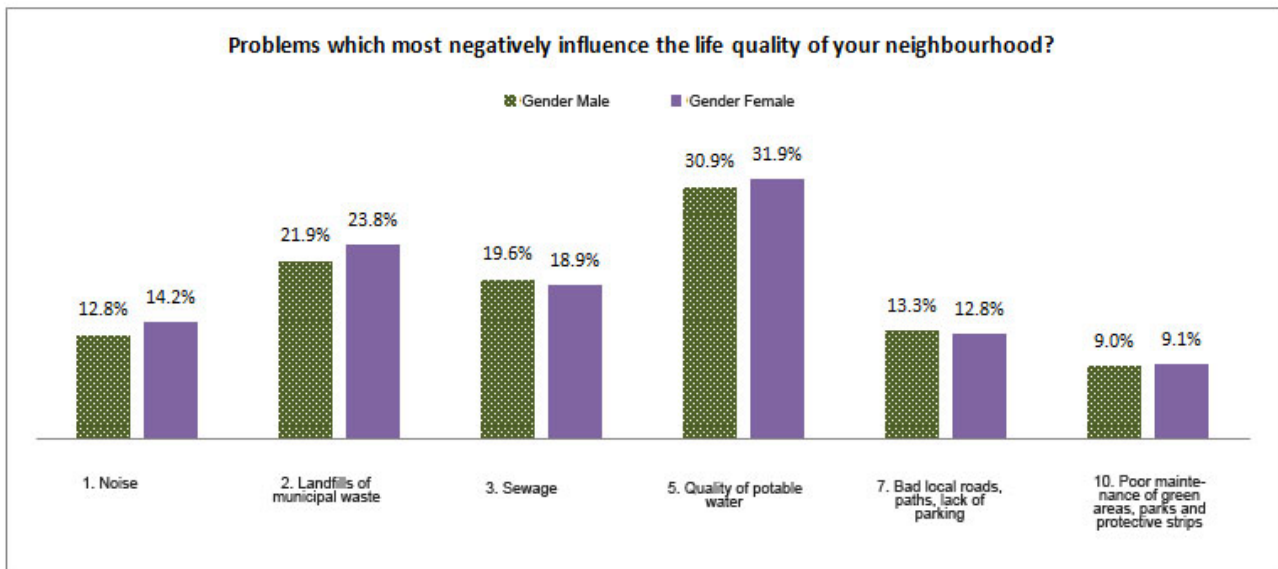
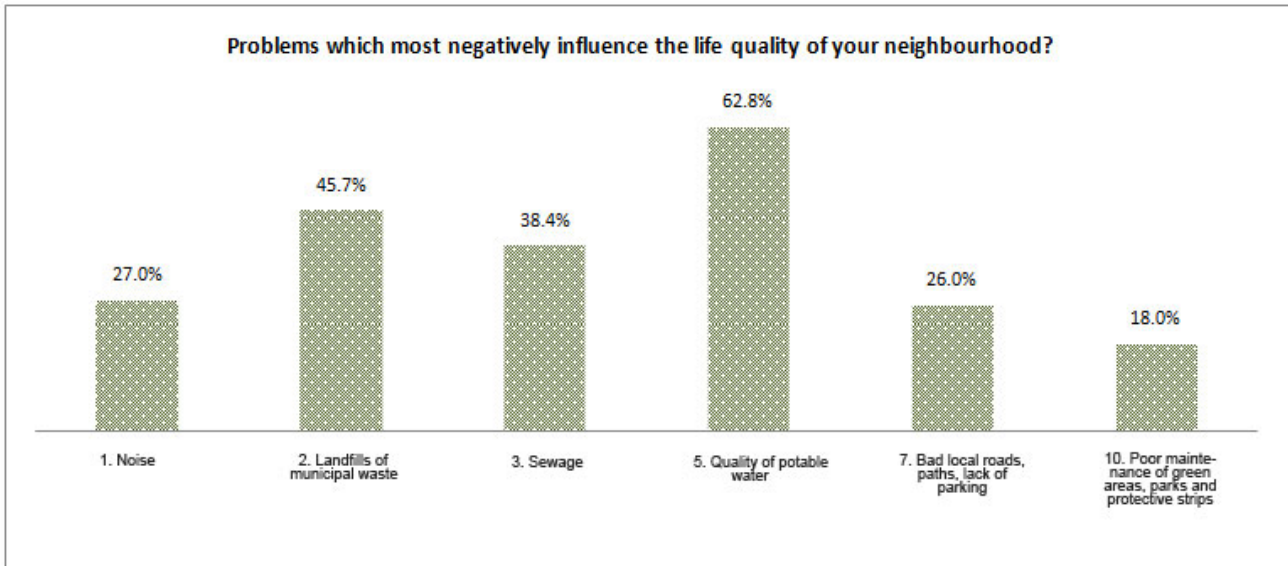
3.2. Circle 3 problems which most negatively influence the life quality of your neighbourhood

		1. Noise	2. Landfills of municipal waste	3. Sewage	5. Quality of potable water	7. Bad local roads, paths, lack of parking	10. Poor maintenance of green areas, parks and protective strips
Gender	Male	256 12.8%	437 21.9%	391 19.6%	618 30.9%	265 13.3%	179 9.0%
	Female	284 14.2%	476 23.8%	377 18.9%	637 31.9%	255 12.8%	181 9.1%
Total		540 27.0%	913 45.7%	768 38.4%	1255 62.8%	520 26.0%	360 18.0%

Regarding the questions which are the three problems which most negatively influence the life quality in your neighbourhood, the respondents from Fushe Kosova have selected:

- i) **The quality of potable water**, as the first problem;
- ii) **Landfills of municipal waste**, as the second problem and
- iii) **Sewage**, as the third problem.

For more see the graphic illustration on the problems which most negatively influence the quality of life in their neighbourhood:



CONCLUSIONS

The majority of the research' findings reconfirm our impression regarding various environmental problems which exist in respective municipalities. Nevertheless, each municipality is distinguished regarding their environmental features, as for example the primary problem of Hani i Elezit, Obiliq and Fushe Kosova is related to air pollution and concerning these three municipalities it is known very well the cause of air pollution. In regards to other municipalities, they are not faced with this problem as a primary one.

In the part regarding *current environmental perception* for all the municipalities, the response of the respondents is that the current environmental situation is not good and this implies that there should be done more regarding the improvement of the environmental situations. Regarding this, they see the local government, municipal public enterprises and the citizens themselves responsible to improve the environmental situation in the territory of their municipality. Depending on the municipalities, some of the problems that require immediate address are as follows: *Waste management, Sewage system, the quality of potable water, non-maintenance of the green areas, parks and protection stripes, Noise, the quality of the water in rivers and canals, the lack of information and transparency, the uncontrolled use of the agricultural land, the lack of the municipal services, the quality of the air, the polluted industrial waters and other problems.*

In the part concerning *the strategy of development and information*, the majority of the interviewed respondents expressed that they are not informed with the goals of municipal development strategy; their municipality needs a new development strategy and the current development do not meet the needs of the citizens. Therefore, the municipal administration should develop a platform of communication with its citizens and include them in the decision-making process –in this case in the development of LEAP. The research confirmed that the citizens take information mainly from television, local radios, daily press and internet. These media should have been channels through which the citizens are informed. However, the citizens have selected other channels which are specific for the respective municipalities.

The interviewed citizens have a very little knowledge concerning the environmental organizations that act in the respective municipalities or concerning the municipal service that deals with environmental issues. In relation to this, the environmental organizations and also the municipal service for environmental issues should be more present in the community through their activities and be more voiced in addressing the environmental problems. The most verified fact by this research is that the majority of the respondents are ready to do a voluntary environmental work with the aim of improving the environment in their neighbourhood. This fact should be used by the environmental non-governmental organization and also by the municipal authorities to have allied citizens in the environmental actions.

In the part of *development vision*, the majority of the respondents hope that in the future the environmental status will be improved for better. This expectation can be achieved by the LEAP development and its implementation in practise; nevertheless they should be always properly informed and involve the citizens and the group of interest in the decision-making process.



SWEDEN



REPUBLIC OF KOSOVO
GOVERNMENT OF KOSOVA
MINISTRY OF MESP AND MLGA



REGIONAL ENVIRONMENTAL CENTER