

Environmental Assessment

THE REPORT ON FINDINGS FROM THE RESEARCH ON LOCAL ENVIRONMENTAL ACTION PLAN



Municipality of Hani i Elezit



...for my city!

Environmental Assessment

THE REPORT ON FINDINGS FROM THE
RESEARCH ON
LOCAL ENVIRONMENTAL ACTION PLAN



Municipality of Hani i Elezit

Content

INTRODUCTION	7
METHODOLOGY	8
HANI I ELEZIT	
Distribution of samples in Partesh municipality.....	11
1. PERCEPTION FOR THE CURRENT ENVIRONMENTAL STATUS	11
1.1. Current environmental status in the territory of your municipality	11
1.2. Five key problems in the environmental field of your municipality.....	12
1.3. Three key environmental polluters in the territory of your municipality	13
1.4. Two institutions which deal mostly with the problem solution in the environmental field.....	14
1.5. In case you personally have a problem related to environment, where would you first address to solve that problem	15
2. STRATEGY OF DEVELOPMENT AND INFORMATION.....	16
2.1. Are you informed with any of the goals of the municipal development strategy?.....	16
2.2. Does the municipality need a new development strategy?.....	16
2.3. What should be the target of future development in your municipality?	17
2.4. Does the current municipal development correspond with your needs?	18
2.5. Does the municipality have a person/service that deals with the environment protection?	19
2.6. Do you know any non-governmental organizations which actively deal with the issues of environment protection in the territory of your municipality?	19
2.7. The names of the organizations which the respondents know in their municipality	20
2.8. Are you satisfied with the level of information regarding the environmental status in the territory of your municipality?	20
2.9. Where do you get information about the environmental status in the municipality?.....	21
2.10. Do you think that you need more information about the environmental status in the territory of your municipality?	22
2.11. Is it needed a larger direct participation of the citizens in decision making concerning the environment?	23
2.12. Are you ready to be involved in the work voluntarily to solve some environmental municipal problems?.....	23

3. DEVELOPMENT VISION.....24

3.1. How do you think it will be the environmental status in the next 5 years
in the territory of your municipality?24

3.2. Circle 3 problems which most negatively influence the life quality of your neighbourhood.....25

CONCLUSIONS.....28

INTRODUCTION

With the aim of being more inclusive and to take into account the opinions of citizens regarding various environmental issues for the development of the Local Environmental Action Plans, during November 2011 it was conducted a field research with 10 selected municipalities concerning the development of the Local Environmental Action Plan (LEAP). The municipalities that expressed interest and have been selected to develop a LEAP are the following ones: Fushe Kosova, Mitrovica, Deçani, Hani i Elezit, Graçanica, Istogu, Obiliqi, Juniku, Podujeva and Partesh.

The findings from this research will be initially available to the working groups in the selected municipalities for LEAP development, in order to take into account the citizens' opinions from respective municipalities. The findings of the research will assist the members of the working groups to treat various topics during the LEAP development or enforce their arguments during the selection of different positioning in LEAP.

The field research was conducted by the non-government environmental organizations which act in the selected municipalities for LEAP development. During the field research the members of non-governmental organizations except interviewing the respondents based on the sample distribution, they have also informed them about the importance of LEAP and the possibility of their contribution regarding the LEAP development. Therefore, the implementation of the field research has resulted with direct information of more than 11.000 selected respondents (interviewed citizens) to participate in the research. The collected data in the field were further processed in the SPSS computer program, which program is specialized for producing results from the social quantitative results.

The findings of the research are presented in the chapters of the key findings and are divided for each municipality. The findings for each municipality are divided as follows: *perception of the current environmental status, the strategy of development and information and the developmental vision.*

METHODOLOGY

In order to implement this field research the Regional Environmental Centre-office in Kosovo (REC), has engaged environmental non-organizations which act in the selected municipalities for LEAP development. The role of the engaged municipalities has been to interview the respondents, to transmit the research data to the research coordinators and inform the interviewers briefly regarding LEAP.

Before the field research, REC-u organized one-day training for the researchers who have been selected by the respective non-governmental organizations for conducting the field research. In this training there was explained the content of the questionnaire; the way of questionnaire' administration; the way of conducting the interview; the distribution of the sample and the importance of its exact observance; confidentiality and the code of ethics during the interview.

The research was conducted in ten selected municipalities for LEAP development. The number of respondents for municipalities was selected based on the census which was carried out during spring 2011 (see the table below regarding the division of the number of respondents per municipalities). Further on, the sample of the respondents was divided based on the gender and age. The division between the genders was done based on the data of the last census, whereas the division of age groups was done taking into account the number of population which corresponds with the respective age and their social, economic and political status currently and in the near future. The division of the number of the respondents between the gender and age groups is presented in the following table.

Municipality	Gender	Male 51%					Female 49%					
	gr. age no. of respod.	>18 10%	18-25 20%	25-50 43%	50-65 20%	65+ 7%	>18 10%	18-25 20%	25-50 43%	50-65 20%	65+ 7%	
1 Deçan	500	26	51	110	51	17	25	49	106	49	16	
2 Fushe Kosova	2000	102	204	442	204	68	98	196	425	196	65	
	Fushe Kosova (ALB.-85%)	1700	87	173	376	173	58	83	167	361	167	55
	Fushe Kosova (Min.-15%)	300	15	31	66	31	10	15	29	64	29	10
3 Graçanica	500	26	51	110	51	17	25	49	106	49	16	
	Graçanica (Serb.-90%)	450	23	46	99	46	15	22	44	96	44	15
	Graçanica (Min.-10%)	50	3	5	11	5	2	2	5	11	5	2
4 Hani i Elezit	500	26	51	110	51	17	25	49	106	49	16	
5 Istog	500	26	51	110	51	17	25	49	106	49	16	
	Istog (ALB.-95%)	475	24	48	105	48	16	23	47	101	47	16
	Istog (Min.-5%)	25	1	3	6	3	1	1	2	5	2	1
6 Junik	500	26	51	110	51	17	25	49	106	49	16	
7 Mitrovica	3500	179	357	773	357	119	172	343	743	343	114	
	Mitrovica (ALB.-80%)	2800	143	286	619	286	95	137	274	594	274	91
	Mitrovica (Min.-20%)	700	36	71	155	71	24	34	69	149	69	23
8 Obiliq	500	26	51	110	51	17	25	49	106	49	16	
	Obiliq (ALB.-90%)	450	23	46	99	46	15	22	44	96	44	15
	Obiliq (Min.-10%)	50	3	5	11	5	2	2	5	11	5	2
9 Partesh	500	26	51	110	51	17	25	49	106	49	16	
10 Podujeva	2000	102	204	442	204	68	98	196	425	196	65	
	Podujeva (ALB.-95%)	1900	97	194	420	194	65	93	186	403	186	62
	Podujeva (Min - 5%)	100	5	10	22	10	3	5	10	21	10	3
No of respondents		11000	561	1122	2431	1122	374	539	1078	2335	1078	359

The respondents and the interviewed citizens were selected with the random method i.e for any starting point every third person was called for interview or every second house was knocked for interview. The respondents had the possibility to provide (or not) their data to be informed about LEAP development in their municipality. These data have also served to control the quality of the field research. A considerable number of the respondents, who provided their data, have been contacted to verify the validity of the field research – by sample distribution and by this quality control it has been achieved the validity of the research

After the data collection in the field, the questionnaires were administered in the so-called SPSS computer program and there have been generated data and graphics for the respondents' responses.

NOTE:

The graphics and the tables are with ordinal numbers (1.2.), (1.3.), (1.4.), (2.3.), (2.9.) and (3.1.)¹ in total they give a higher percentage than 100%. This is due to the data fusion from more than a table or a graphic in one single table or graphic. In this way it was enabled to get precisely the priority of various issues for the respective questions. This means that regarding the question (1.2) instead of presenting five different tables and graphics they are presented with a single table and graphic –which enables easier reading of the findings by the report readers.

¹ 1.2. Five key problems in the environmental field in your municipality; 1.3. three key environmental polluters in the territory of your municipality ; 1.4. Two institutions that deal mostly with the problem solutions in the environmental field; 2.3. What should be the target of future development in your municipality? 2.9. Where do you get information concerning the environmental status in your municipality; 3. 1. Circle 3 problems which most negatively influence the quality of life in your neighbourhood

Hani i Elezit

DISTRIBUTION OF SAMPLES IN HANI I ELEZIT MUNICIPALITY

Municipality	Gender	Male (51%)					Female (49%)				
	Age # of resp.	>18	18-25	25-50	50-65	65+	>18	18-25	25-50	50-65	65+
Hani i Elezit	500	26	51	110	51	17	25	49	106	49	16

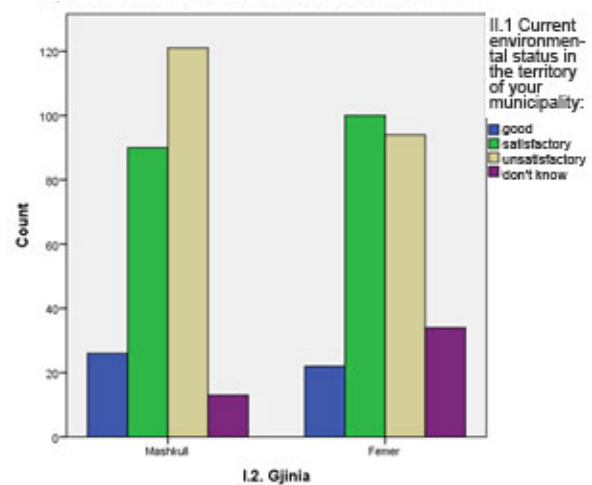
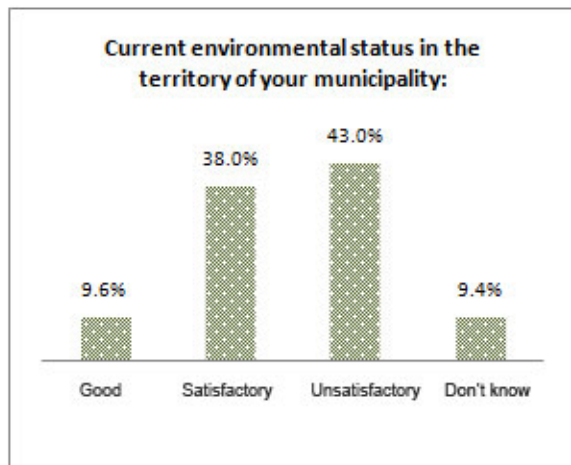
Regarding the implementation of this research in the urban area of Hani I Elezit there have been interviewed 500 respondents. This number of respondents was further divided according to gender aspect: 51 % male and 49 % female, equal division according to the data of census carried out during spring 2011. The division of the sample continued further according to the age for both males and females: 10 % of the respondents constituted the age group under 18 years old; 20 % from the age group 18 to 25 years; 43 % from the age group 25 to 50 years; 20 % from the age group 50 to 65 years; and 7 % from the age group above 65 years. This age group division was based on the number of the respondents which constitute this age group and their reflection regarding the social, political and economical life, and the influence and the reflection that they might have in the near future.

1. PERCEPTION FOR THE CURRENT ENVIRONMENTAL STATUS

1.1. Current environmental status in the territory of your municipality

		Good	Satisfactory	Unsatisfactory	Don't know
Gender	Male	26 10.4%	90 36.0%	121 48.4%	13 5.2%
	Female	22 8.8%	100 40.0%	94 37.6%	34 13.6%
Total		48 9.6%	190 38.0%	215 43.0%	47 9.4%

In the question how do you evaluate the current environmental status in the territory of your municipality, the majority of the respondents from Hani I Elezit responded that: the status in the territory of their municipality is unsatisfactory with the total of 43.0%, satisfactory 38.0% and good 9.6%. This response does not differ a lot when it is compared between both genders. For more see the illustration in the following graphics.



1.2. Five key problems in the environmental field of your municipality

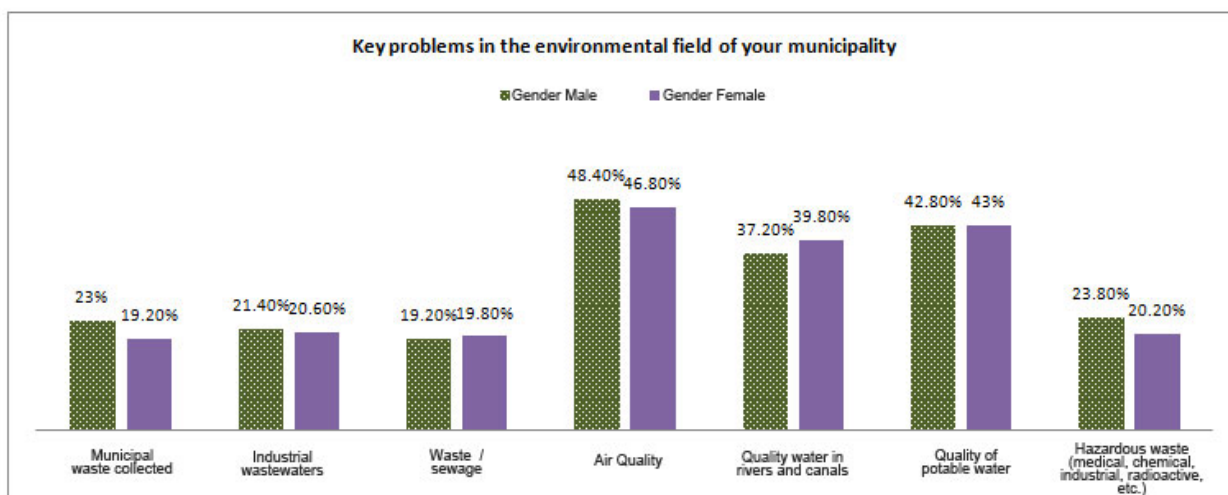
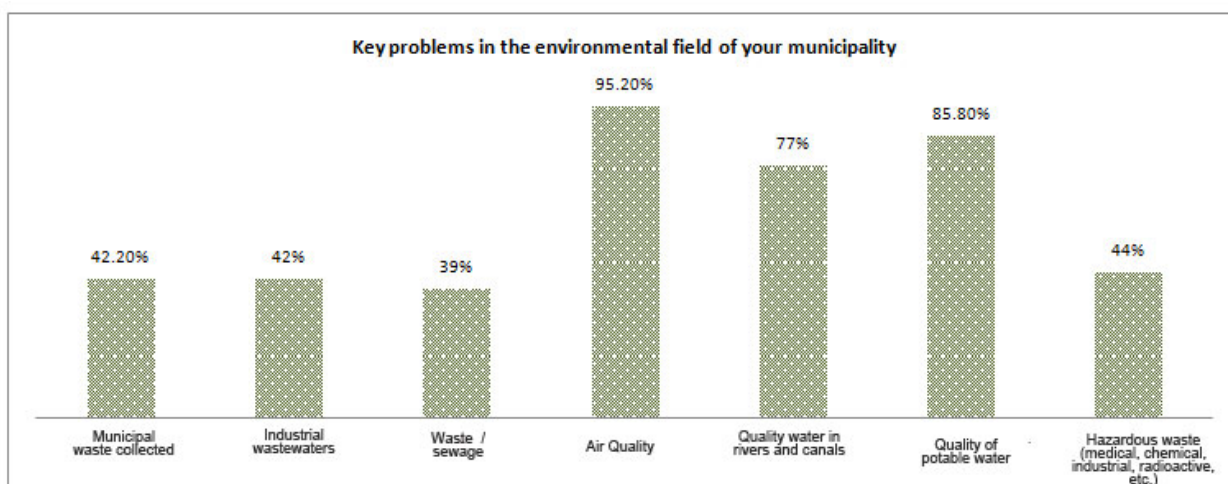
		Municipal waste collected	Industrial wastewaters	Waste / sewage	Air Quality	Quality water in rivers and canals	Quality of potable water	Hazardous waste (medical, chemical, industrial, radioactive, etc.)
Gender	Male	115	107	96	242	186	214	119
		23%	21.4%	19.2%	48.4%	37.2%	42.8%	23.8%
	Female	96	103	99	234	199	215	101
		19.2%	20.6%	19.8%	46.8%	39.8%	43%	20.2%
Total		211	210	195	476	385	429	220
		42.2%	42%	39%	95.2%	77%	85.8%	44%

s the key environmental problems, the citizens of Hani I Elezit listed the following ones¹:

- Air quality**, as the key problem;
- The quality of potable water**, as the second more important problem;
- Water quality in rivers and canal** as the third more important problem;
- Hazardous waste**, as the fourth more important problem and
- Municipal waste management**, are listed as fifth important problem.

Also in this case the listing of the environmental problems does not change regarding gender perception and for more information see the illustration of the graphics below.

¹ **NOTE:** The graphics and the tables are with ordinal numbers (1.2.), (1.3.), (1.4.), (2.3.), (2.9.) and (3.1.) .¹ In total they give a higher percentage than 100%. This is due to the data fusion from more than a table or a graphic in one single table or graphic. In this way it was enabled to get precisely the priority of various issues for the respective questions. This means that regarding the question (1.2) instead of presenting five different tables and graphics they are presented with a single table and graphic –which enables easier reading of the findings by the report readers.

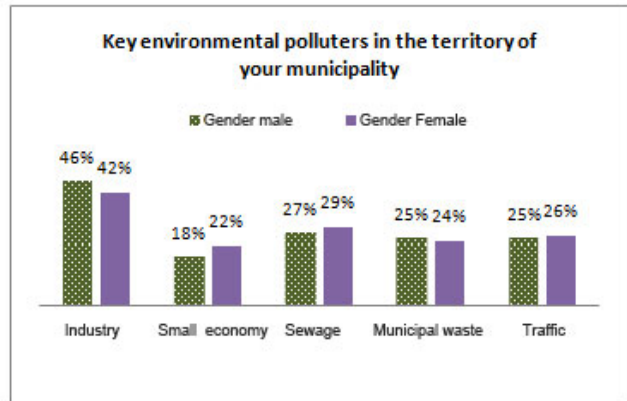
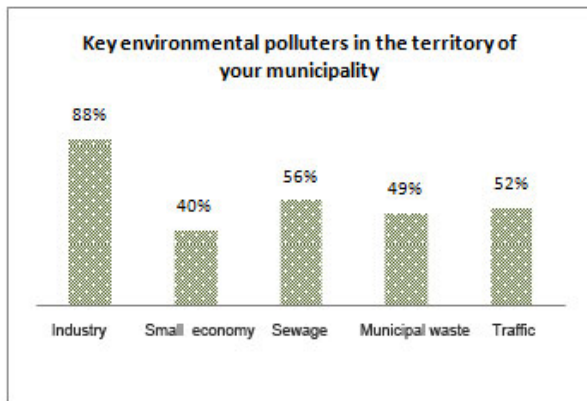


Another problem highlighted by the citizen of Hani I Elezit is air pollution from dust.

1.3. Three key environmental polluters in the territory of your municipality

		Industry	Small economy	Sewage	Municipal waste	Traffic
Gender	Male	229	91	135	124	127
		46%	18%	27%	25%	25%
Gender	Female	212	108	143	120	132
		42%	22%	29%	24%	26%
Total		441	199	278	244	259
		88%	40%	56%	49%	52%

As the key environmental polluters in Hani I Elezit municipality, the respondents have presented the following ones: **industry, sewage, traffic and municipal waste**. This division also does not change a lot regarding the gender perception. For more information see the graphical presentation.

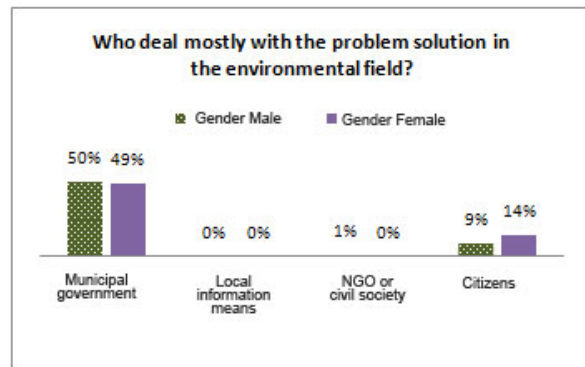
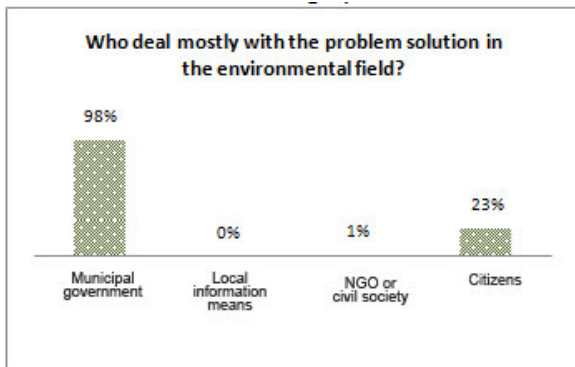


As the major pollutants in the municipality of Hani I Elezit, citizens have cited Sharr-Cem or cement plant and quarry.

1.1. Two institutions which deal mostly with the problem solution in the environmental field

		Municipal government	Municipal public enterprise (water, waste, sewage, green areas)	Local information means	NGO or civil society	Citizens
Gender	Male	249	199	2	3	45
		50%	40%	0%	1%	9%
Gender	Female	243	179	0	1	71
		49%	36%	0%	0%	14%
Total		492	378	2	4	116
		98%	76%	0%	1%	23%

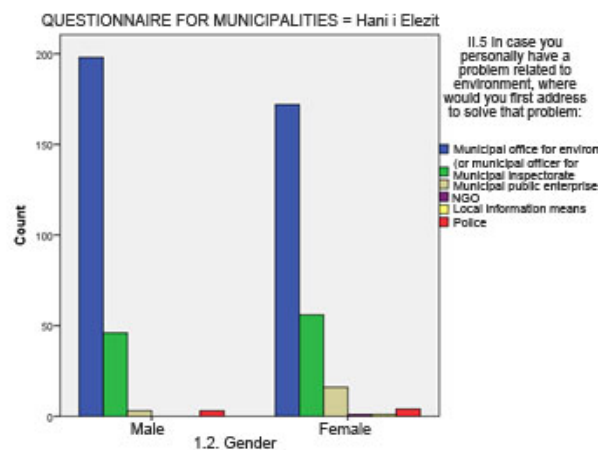
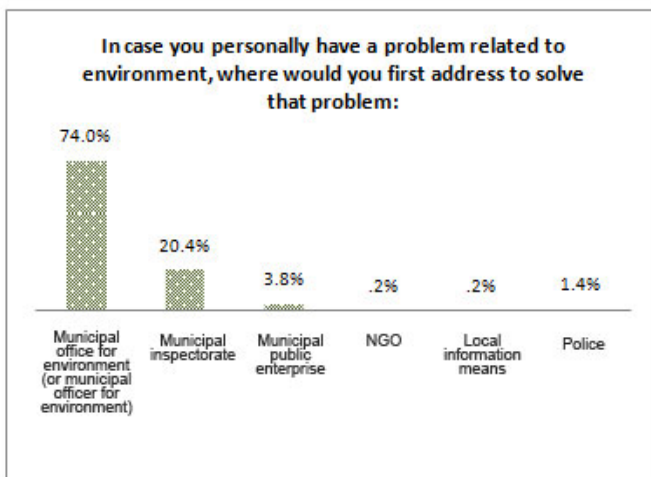
The respondents from *Hani I Elezit* mostly rely on **municipal government** for problem solution in the environmental field, whereas as a second alternative they select the **municipal public enterprises**. For more information see the graphical illustration.



1.4. In case you personally have a problem related to environment, where would you first address to solve that problem:

		Municipal office for environment (or municipal officer for environment)	Municipal inspectorate	Municipal public enterprise	NGO	Local information means	Police
Gender	Male	198 79.2%	46 18.4%	3 1.2%	0 0.0%	0 0.0%	3 1.2%
	Female	172 68.8%	56 22.4%	16 6.4%	1 0.4%	1 0.4%	4 1.6%
Total		370 74.0%	102 20.4%	19 3.8%	1 0.2%	1 0.2%	7 1.4%

For individual environmental problems citizens of Hani Elezit will initially be directed at **municipal office for environment** and then at the **municipal public enterprises**. See the following graphical illustration.

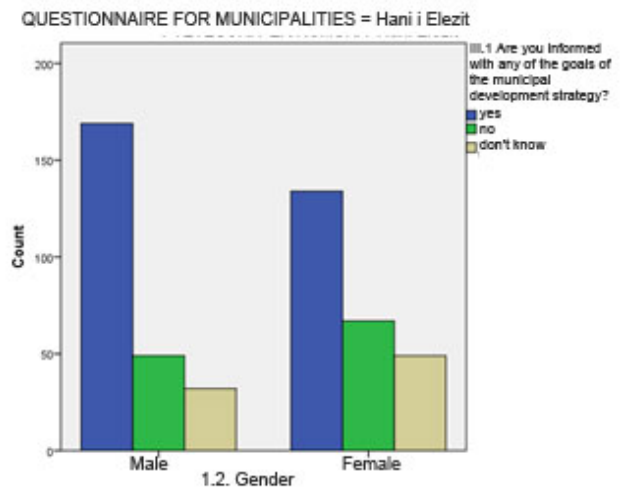
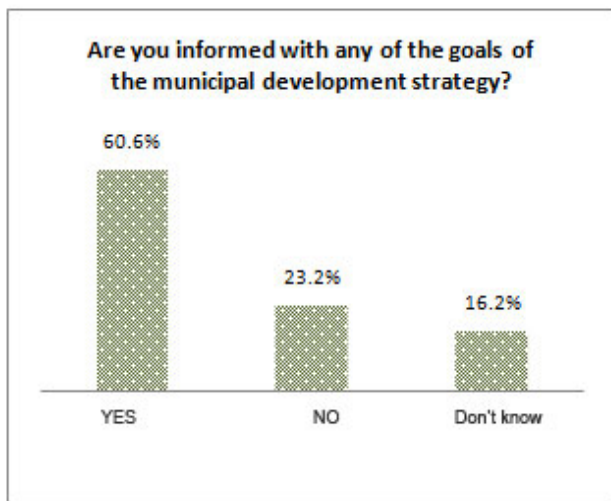


2. STRATEGY OF DEVELOPMENT AND INFORMATION

2.1. Are you informed with any of the goals of the municipal development strategy?

		Yes	No	Don't know
Gender	Male	169 67.6%	49 19.6%	32 12.8%
	Female	134 53.6%	67 26.8%	49 19.6%
Total		303 60.6%	116 23.2%	81 16.2%

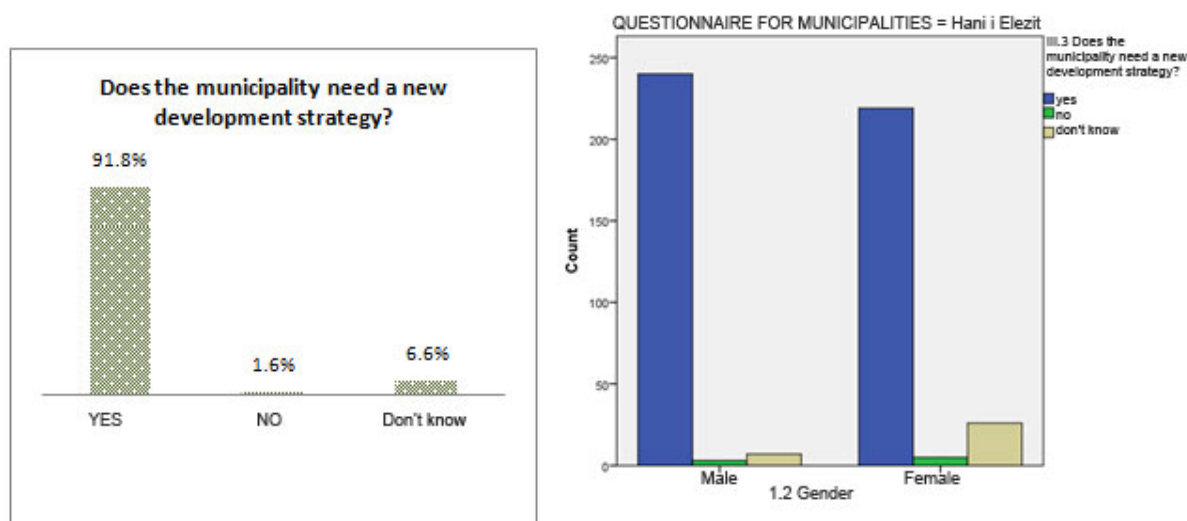
The majority of the interviewed citizens of *Hani I Elezit* stated that they are informed about the goal of the municipal development strategy with 60.6%; they are not aware that there exists such strategy with 16.2%; while 23.2% express that they are aware of the goals of the municipal development strategy. For illustration see the following graphics.



2.2. Does the municipality need a new development strategy?

		Yes	No	Don't know
Gender	Male	240 96.0%	3 1.2%	7 2.8%
	Female	219 87.6%	5 2.0%	26 10.4%
Total		459 91.8%	8 1.6%	33 6.6%

Regarding the question if the municipality of *Hani I Elezit* need a new development strategy, the majority of the interviewed citizens express that it needs with 91.8%, does not need with 1.6%, and they do not know if something like this exist with 6.6%. Concerning this question, both females and males have almost the same opinion. For more information see the illustration below.



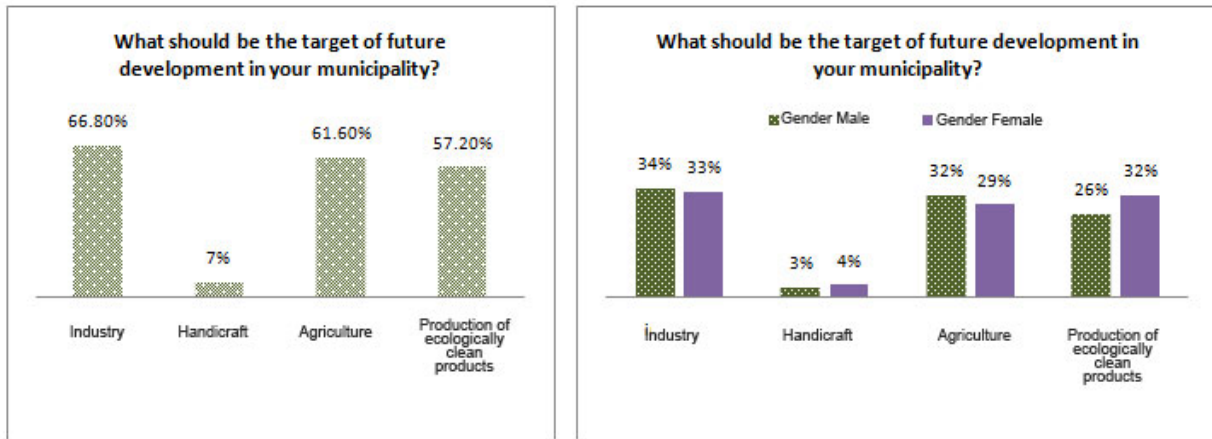
2.3. What should be the target of future development in your municipality?

		Industry	Handicraft	Agriculture	Production of ecologically clean products
Gender	Male	170 34%	17 3%	162 32%	128 26%
	Female	164 33%	18 4%	146 29%	158 32%
Total		334 66.8%	35 7%	308 61.6%	286 57.2%

As a target for future development of *Hani I Elezit*, the interviewed citizens list the following ones:

- i) **Industry,**
- ii) **Agriculture,**
- iii) **Production of ecologically clean products,** and others

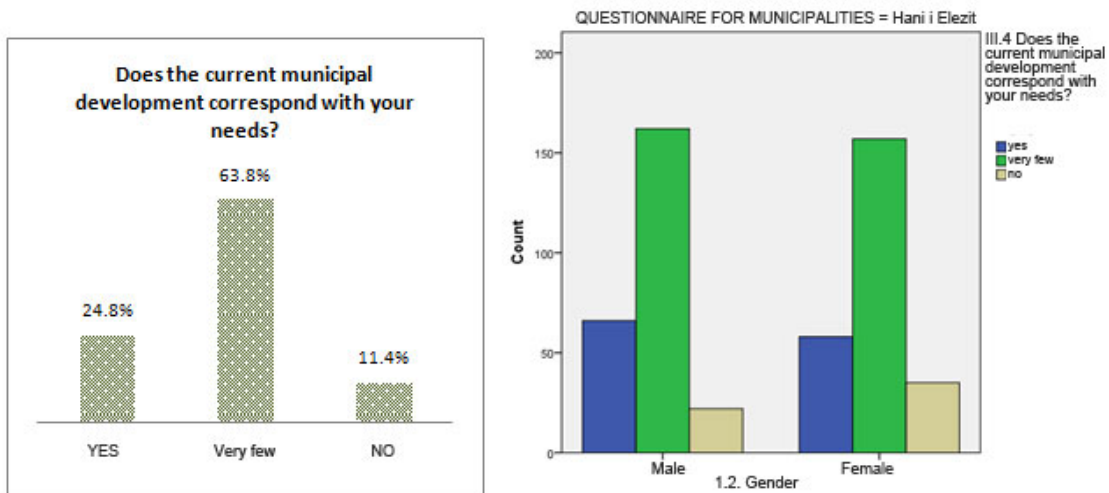
See the graphical illustration for the given importance by the interviewers for the main fields of their municipal development in the future.



2.4. Does the current municipal development correspond with your needs?

		Yes	Very few	No
Gender	Male	66	162	22
		26.4%	64.8%	8.8%
Gender	Female	58	157	35
		23.2%	62.8%	14.0%
Total		124	319	57
		24.8%	63.8%	11.4%

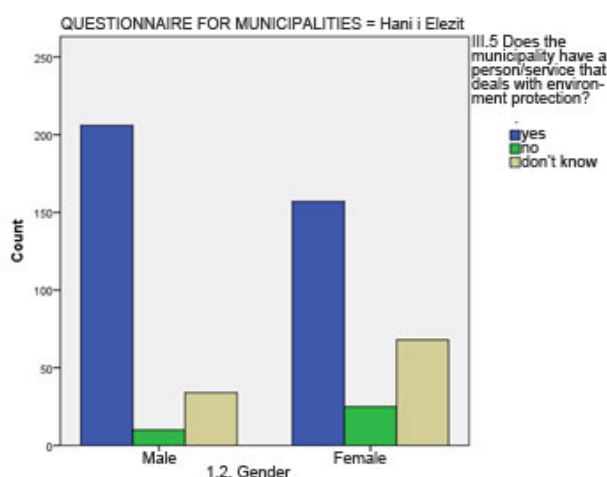
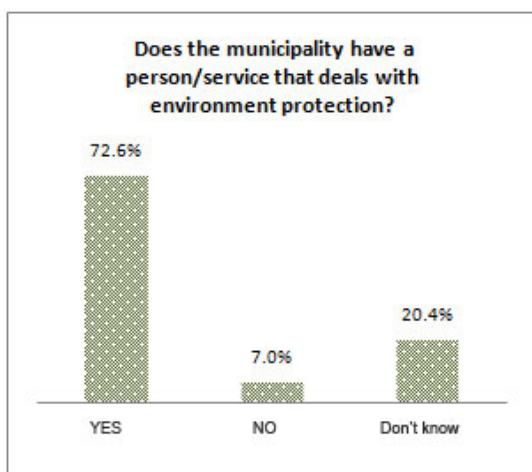
The majority of the interviewed citizens express that the current development of *Hani i Elezit* does not correspond to the citizens' needs: 63.8% of them express that the current municipal development corresponds very little to their needs, 11.4% doesn't correspond with their needs, while 24.8% think that the municipal development correspond with the citizens' needs. See the following graphical presentation for visual illustration.



2.5. Does the municipality have a person/service that deals with environment protection?

		Yes	No	Don't know
Gender	Male	206 82.4%	10 4.0%	34 13.6%
	Female	157 62.8%	25 10.0%	68 27.2%
Total		363 72.6%	35 7.0%	102 20.4%

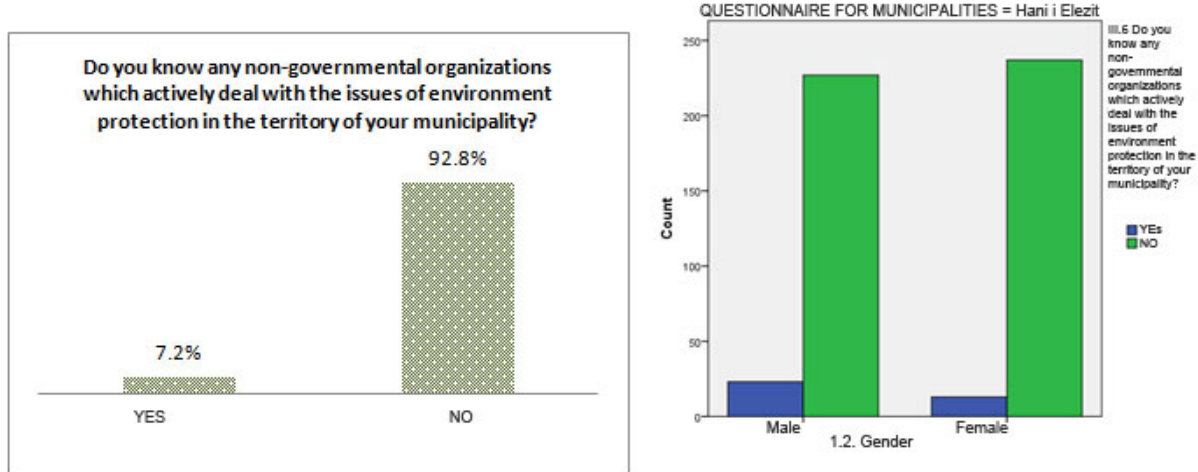
A considerable number of citizens are aware that the *Hani I Elezit* municipality has the person or the service that deals with environment protection. A percentage of 72.6% express that the municipality has the person or the service for environment protection, 7.0% express that the municipality does not have such service, whereas 20.4% do not know if the municipality provides this service or not. See the following graphics for visual illustration.



2.6. Do you know any non-governmental organizations which actively deal with the issues of environment protection in the territory of your municipality?

		Yes	No
Gender	Male	23 9.2%	227 90.8%
	Female	13 5.2%	237 94.8%
Total		36 7.2%	464 92.8%

The majority of the interviewed citizens of *Hani I Elezit* are not aware about the existence or the activity of civil society organizations that deal with the issues of environment protection. A percentage of 92.8% of the interviewers responded that they do not know if there are such organizations in the territory of their municipality.



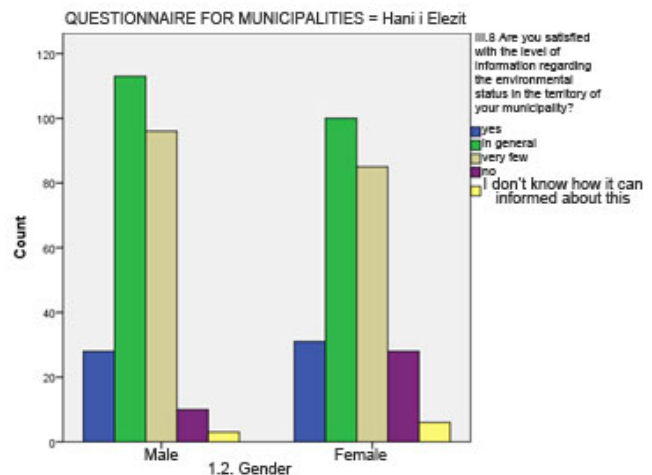
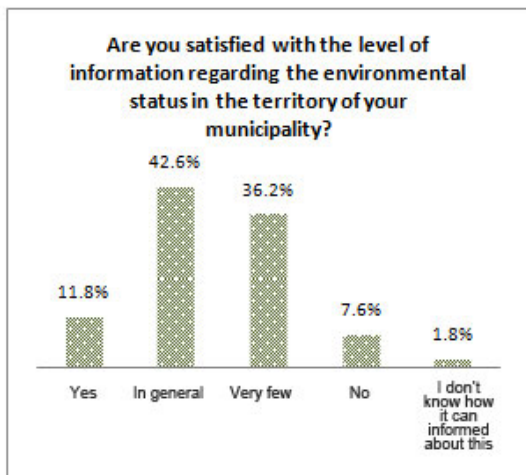
2.7. The names of the organizations which the respondents know in their municipality:

NGO-Sharri, Spektri, REC.

2.8. Are you satisfied with the level of information regarding the environmental status in the territory of your municipality?

		Yes	In general	Very few	No	I don't know how it can informed about this
Gender	Male	28 11.2%	113 45.2%	96 38.4%	10 4.0%	3 1.2%
	Female	31 12.4%	100 40.0%	85 34.0%	28 11.2%	6 2.4%
Total		59 11.8%	213 42.6%	181 36.2%	38 7.6%	9 1.8%

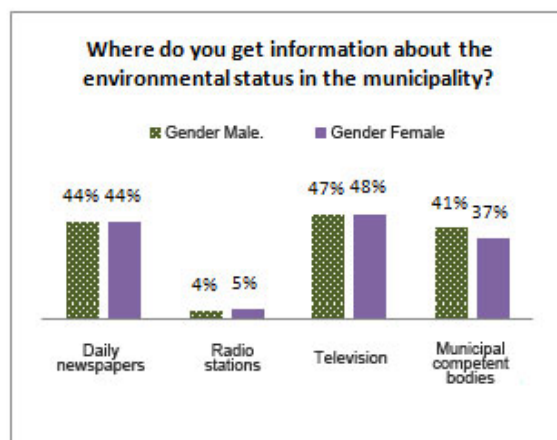
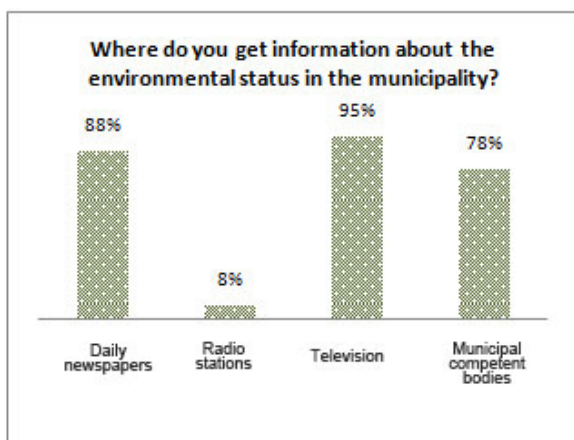
From the research' findings, the interviewed citizens of *Hani I Elezit* in general are satisfied with the level of information about the environmental status of their municipality. For this 7.6% of them responded that they are not satisfied at all with the level of information, 36.2% very little satisfied, while 42.6% in general satisfied and 11.8 expressed that they are satisfied with the level of information. For more see the following graphical illustration.



2.9. Where do you get information about the environmental status in the municipality?

		Daily newspapers	Radio stations	Television	Municipal competent bodies
Gender	Male	218 44%	19 4%	236 47%	204 41%
	Female	221 44%	23 5%	239 48%	184 37%
Total		439 88%	42 8%	475 95%	388 78%

Regarding the informational media about the environmental status, the citizens of *Hani I Elezit*, have selected **television** as a **primary** medium, daily newspapers as a **secondary** medium and, **municipal competent bodies as a tertiary medium**. For visual illustration see the following graphics.

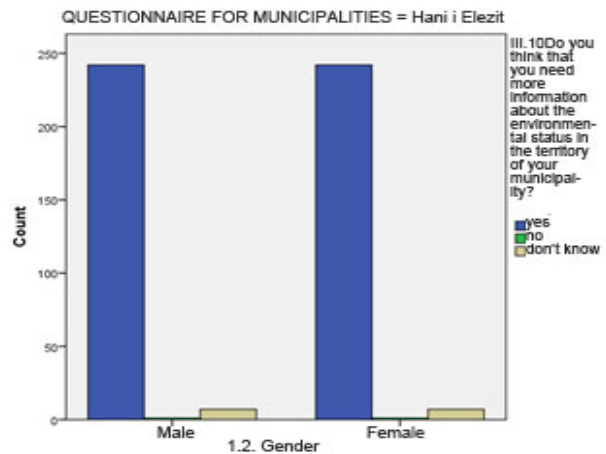
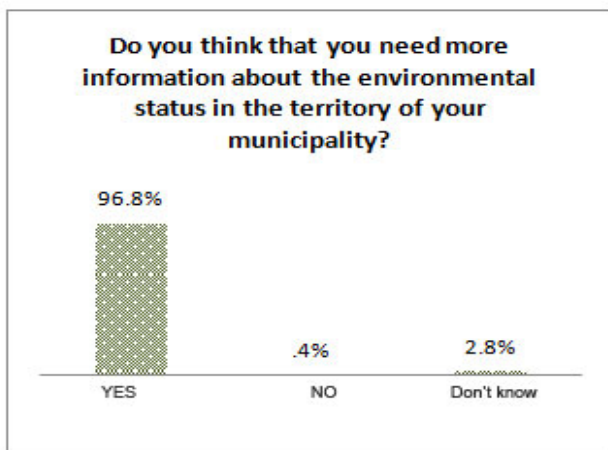


Citizens of Hani I Elezit have indicated that environmental information they receive by: internet observation, from other citizens, TV Elektra.

2.10. Do you think that you need more information about the environmental status in the territory of your municipality?

		Yes	No	Don't know
Gender	Male	242 96.8%	1 0.4%	7 2.8%
	Female	242 96.8%	1 0.4%	7 2.8%
Total		484 96.8%	2 0.4%	14 2.8%

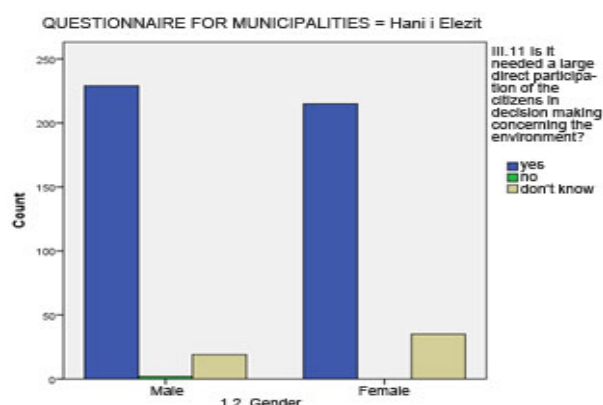
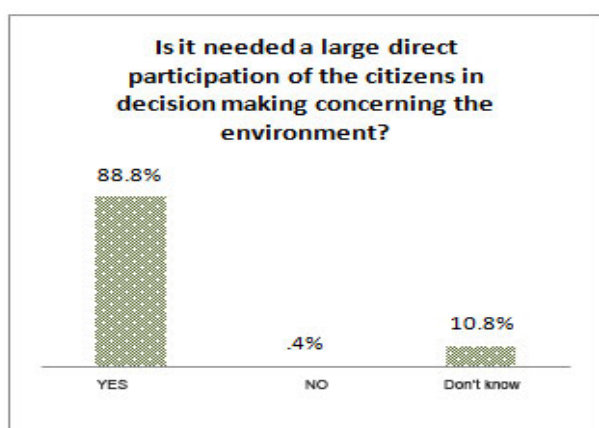
In the question if you need more information about the environmental status in the territory of your municipality the majority of the interviewed citizens of *Hani I Elezit* with 96.8% responded that they need more information regarding the environmental status in their municipality. This response does not differ a lot between the male and female respondents. For more see the following graphical illustrations.



2.11. Is it needed a large direct participation of the citizens in decision making concerning the environment?

		Yes	No	Don't know
Gender	Male	229 91.6%	2 0.8%	19 7.6%
	Female	215 86.0%	0 0.0%	35 14.0%
Total		444 88.8%	2 0.4%	54 10.8%

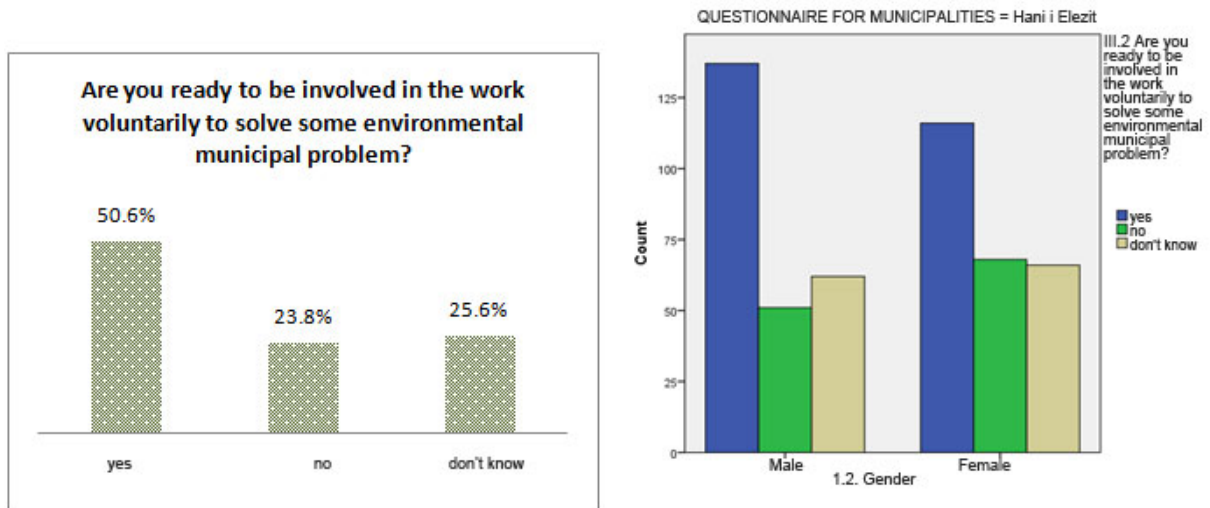
A considerable majority of the interviewed citizens of *Hani I Elezit* expressed that it is necessary the direct participation of the citizens in the decision making processes. When expressed in percentage 88.8% of them express that the participation is necessary. In addition this percentage does not differ a lot between the male and female respondents. For graphical illustration see the following graphics.



2.12. Are you ready to be involved in the work voluntarily to solve some environmental municipal problem?

		Yes	No	Don't know
Gender	Male	137 54.8%	51 20.4%	62 24.8%
	Female	116 46.4%	68 27.2%	66 26.4%
Total		253 50.6%	119 23.8%	128 25.6%

From the findings of the research, the citizens of *Hani I Elezit* are ready to be engaged voluntarily in solution of some environmental problems in their community. A high percentage of 50.6% are ready to do voluntary work; 25.6% do not know if they would be engaged whereas 23.8% will not be engaged in a voluntary work. In general the readiness of the males to engage in voluntary works is higher than the female ones. For illustration see the following graphics.

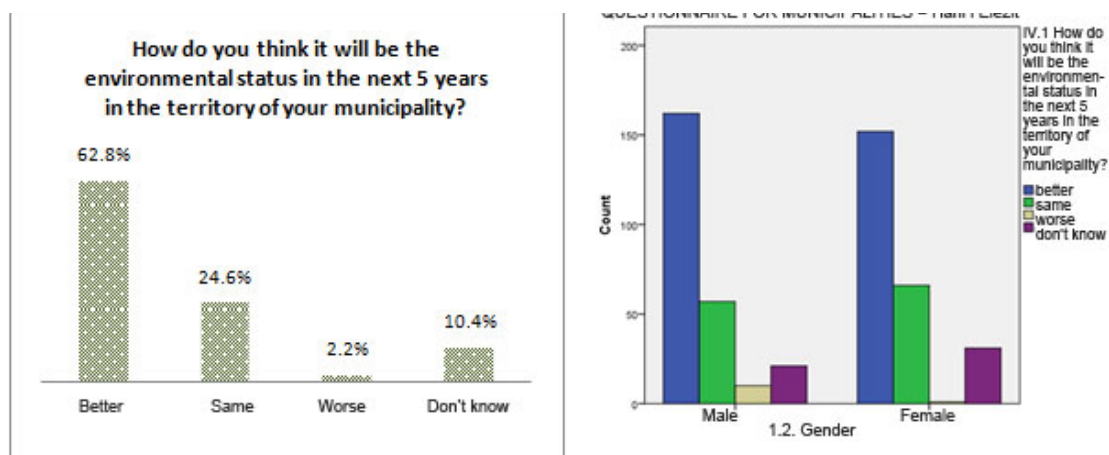


3. DEVELOPMENT VISION

3.1. How do you think it will be the environmental status in the next 5 years in the territory of your municipality?

		Better	Same	Worse	Don't know
Gender	Male	162 64.8%	57 22.8%	10 4.0%	21 8.4%
	Female	152 60.8%	66 26.4%	1 0.4%	31 12.4%
Total		314 62.8%	123 24.6%	11 2.2%	52 10.4%

The majority of the interviewed citizens of *Hani I Elezit* are optimistic concerning the future environmental status. In the question what do you think that the environmental status will be in five (5) next years in the territory of your municipality, the majority of the respondents responded that it will be better with 62.8%, same 24.6% don't know 10.4%. The males and the females share almost the same opinion. For illustration see the following tables.



3.2. Circle 3 problems which most negatively influence the life quality of your neighbourhood

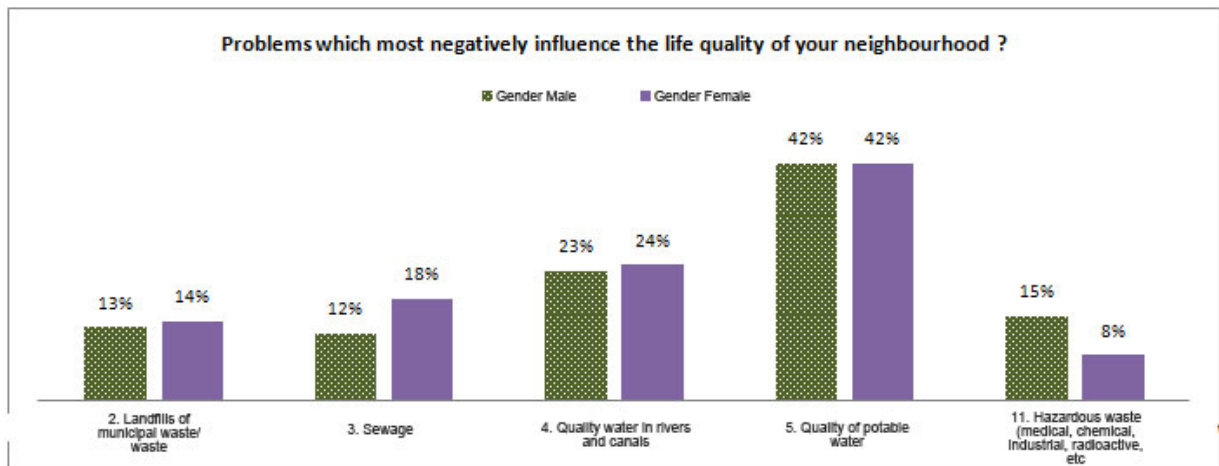
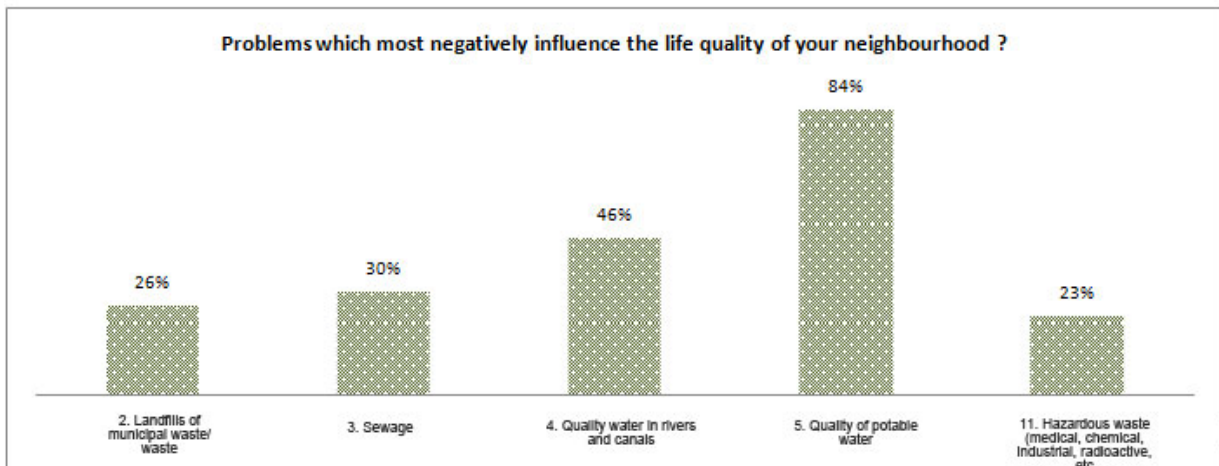
		2. Landfills of municipal waste/ waste	3. Sewage	4. Quality water in rivers and canals	5. Quality of potable water	11. Hazardous waste (medical, chemical, industrial, radioactive, etc
Gender	Male	63 13%	59 12%	114 23%	212 42%	77 15%
	Female	68 14%	89 18%	118 24%	209 42%	40 8%
Total		131 26%	148 30%	232 46%	421 84%	117 23%

Regarding the question which is the three problems which most negatively influence the life quality in your neighbourhood, the respondents from Hani I Elezit have selected

- i) **The quality of potable water**, as the first problem;
- ii) **Water quality in rivers and canals**, as the second problem and
- iii) **Sewage**, as the third problem.

Besides these three problems, almost all citizens of Hani i Elezit, have added that air quality respectively pollution that comes from Cement producer (Sharr-Cem) is the biggest problem that affects life in their neighbourhoods.

For more see the graphic illustration on the problems which most negatively influence the quality of life in their neighbourhood:



Another problem highlighted by many respondents of Hani i Elezit is air pollution with dust that emits Sharr-Cem (Cement producer).

CONCLUSIONS

The majority of the research' findings reconfirm our impression regarding various environmental problems which exist in respective municipalities. Nevertheless, each municipality is distinguished regarding their environmental features, as for example the primary problem of Hani i Elezit, Obiliq and Fushe Kosova is related to air pollution and concerning these three municipalities it is known very well the cause of air pollution. In regards to other municipalities, they are not faced with this problem as a primary one.

In the part regarding *current environmental perception* for all the municipalities, the response of the respondents is that the current environmental situation is not good and this implies that there should be done more regarding the improvement of the environmental situations. Regarding this, they see the local government, municipal public enterprises and the citizens themselves responsible to improve the environmental situation in the territory of their municipality. Depending on the municipalities, some of the problems that require immediate address are as follows: *Waste management, Sewage system, the quality of potable water, non-maintenance of the green areas, parks and protection stripes, Noise, the quality of the water in rivers and canals, the lack of information and transparency, the uncontrolled use of the agricultural land, the lack of the municipal services, the quality of the air, the polluted industrial waters and other problems.*

In the part concerning *the strategy of development and information*, the majority of the interviewed respondents expressed that they are not informed with the goals of municipal development strategy; their municipality needs a new development strategy and the current development do not meet the needs of the citizens. Therefore, the municipal administration should develop a platform of communication with its citizens and include them in the decision-making process –in this case in the development of LEAP. The research confirmed that the citizens take information mainly from television, local radios, daily press and internet. These media should have been channels through which the citizens are informed. However, the citizens have selected other channels which are specific for the respective municipalities.

The interviewed citizens have a very little knowledge concerning the environmental organizations that act in the respective municipalities or concerning the municipal service that deals with environmental issues. In relation to this, the environmental organizations and also the municipal service for environmental issues should be more present in the community through their activities and be more voiced in addressing the environmental problems. The most verified fact by this research is that the majority of the respondents are ready to do a voluntary environmental work with the aim of improving the environment in their neighbourhood. This fact should be used by the environmental non-governmental organization and also by the municipal authorities to have allied citizens in the environmental actions.

In the part of *development vision*, the majority of the respondents hope that in the future the environmental status will be improved for better. This expectation can be achieved by the LEAP development and its implementation in practise; nevertheless they should be always properly informed and involve the citizens and the group of interest in the decision-making process.



SWEDEN



REPUBLIC OF KOSOVO
GOVERNMENT OF KOSOVA
MINISTRY OF MESP AND MLGA



REGIONAL ENVIRONMENTAL CENTER